



US 20190112242A1

(19) **United States**(12) **Patent Application Publication** (10) **Pub. No.: US 2019/0112242 A1**
ZHANG et al. (43) **Pub. Date: Apr. 18, 2019**(54) **USE OF TYPE OF COMPOUNDS AS ENERGY-CONTAINING MATERIAL**(71) Applicant: **YICHANG ENERGY MATERIALS TECHNOLOGY CORPORATION LIMITED**, Hubei (CN)(72) Inventors: **Weixiong ZHANG**, Guangzhou (CN); **Shaoli CHEN**, Guangzhou (CN); **Xiaoming CHEN**, Guangzhou (CN)(73) Assignee: **YICHANG ENERGY MATERIALS TECHNOLOGY CORPORATION LIMITED**, Hubei (CN)(21) Appl. No.: **16/099,486**(22) PCT Filed: **Aug. 11, 2017**(86) PCT No.: **PCT/CN2017/097136**

§ 371 (c)(1),

(2) Date: **Nov. 7, 2018**(30) **Foreign Application Priority Data**

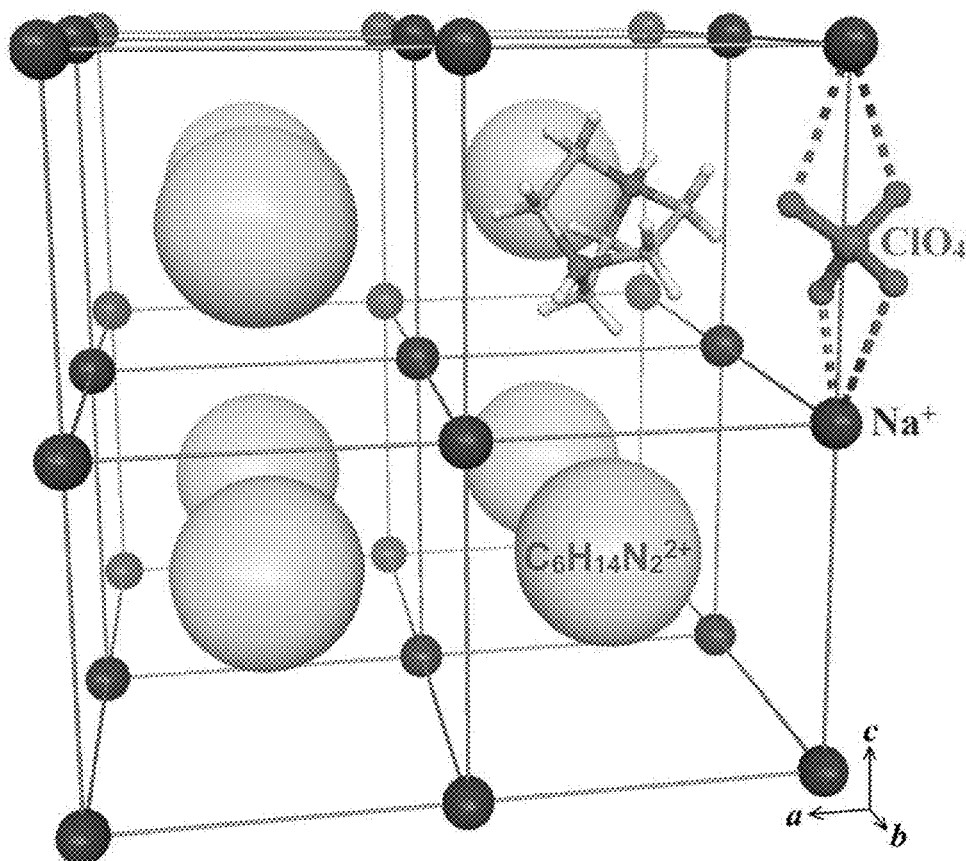
Aug. 12, 2016 (CN) 201610665880.3

Publication Classification(51) **Int. Cl.****C06B 43/00** (2006.01)**C07D 487/08** (2006.01)**C07D 295/027** (2006.01)(52) **U.S. Cl.**CPC **C06B 43/00** (2013.01); **C07D 295/027**(2013.01); **C07D 487/08** (2013.01)

(57)

ABSTRACT

The present application belongs to the field of energetic compounds, and particularly relates to the use of a perovskite-type compound ABX_3 as an energetic material. As a finding of the present application, the structural characteristics of the perovskite type enables the type of compound to be highly stable, thus overcoming the unsafety of an explosive having poor stability in the prior art. Meanwhile, the structural characteristics of the compound, such as rich energetic ligands, as well as the alternately arranged oxidizing energetic anions and reducing organic cations in the space, endow the compound with excellent performance on instantaneously releasing energy at detonation. The resulting three-dimensional structure allows the compound to not only have an energetic material effect but also overcome shortcomings of some existing energetic materials.



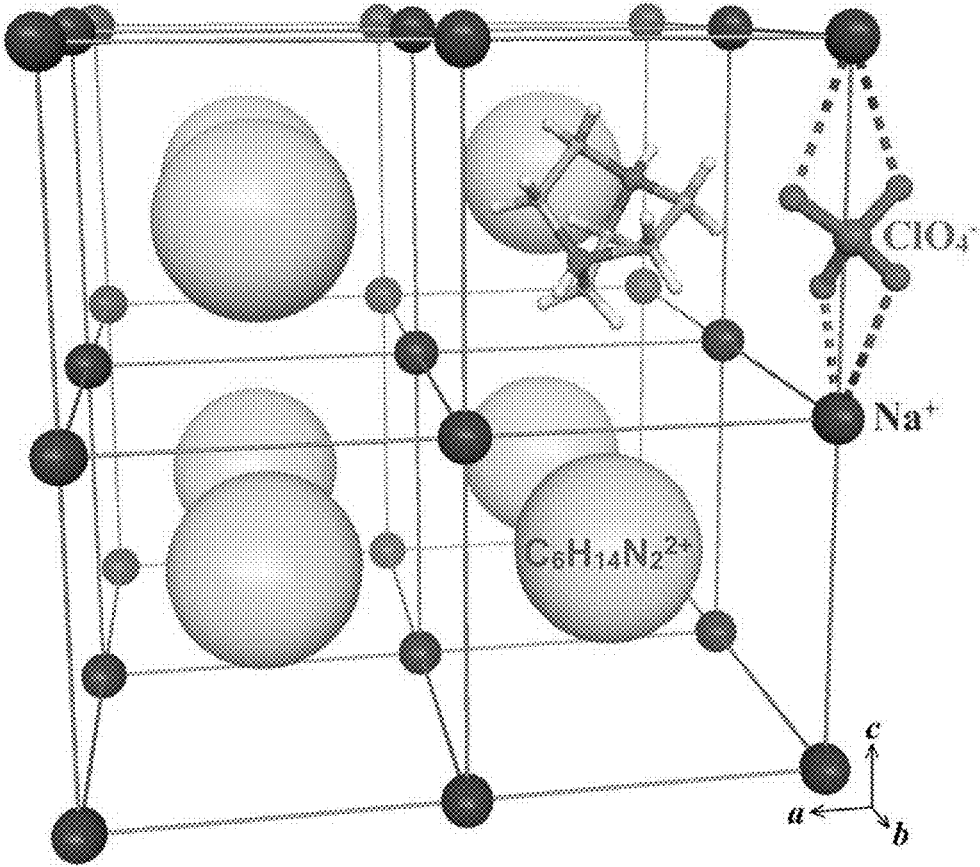


Fig. 1

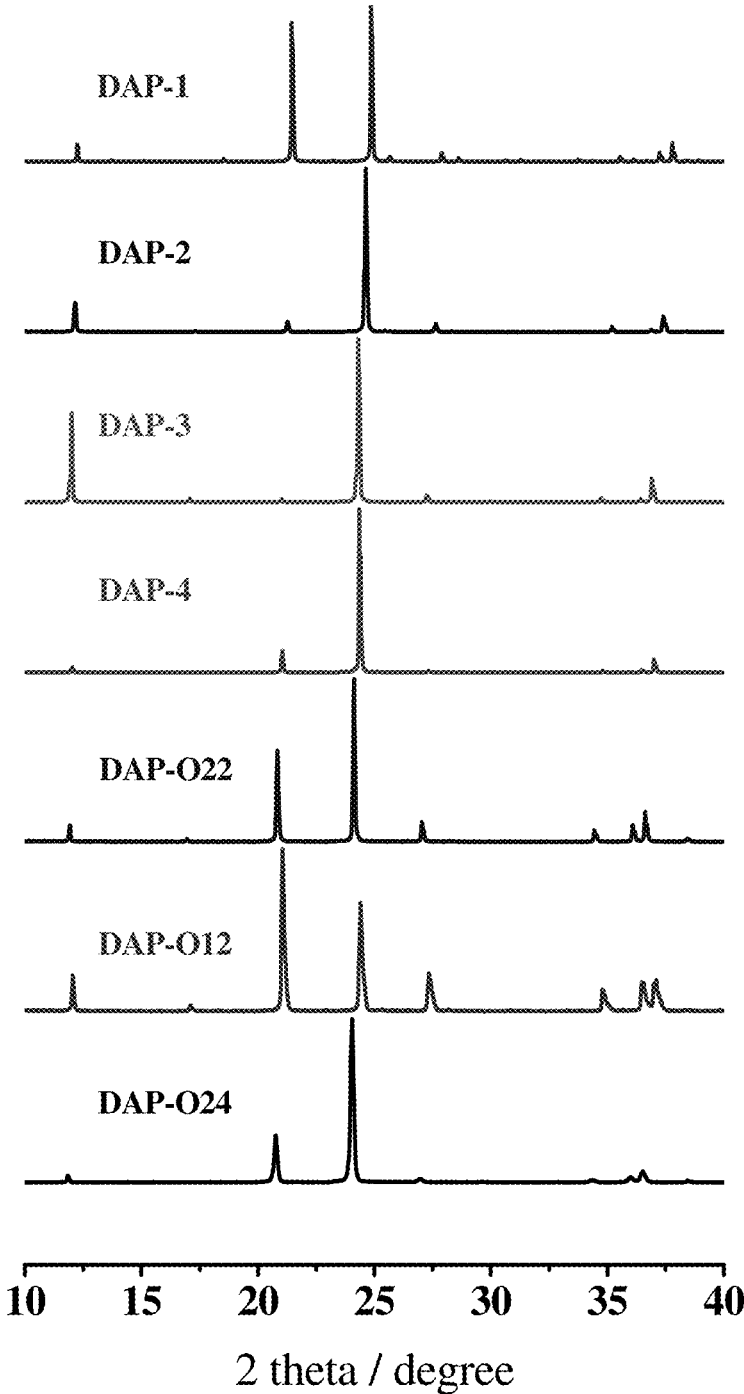


Fig. 2

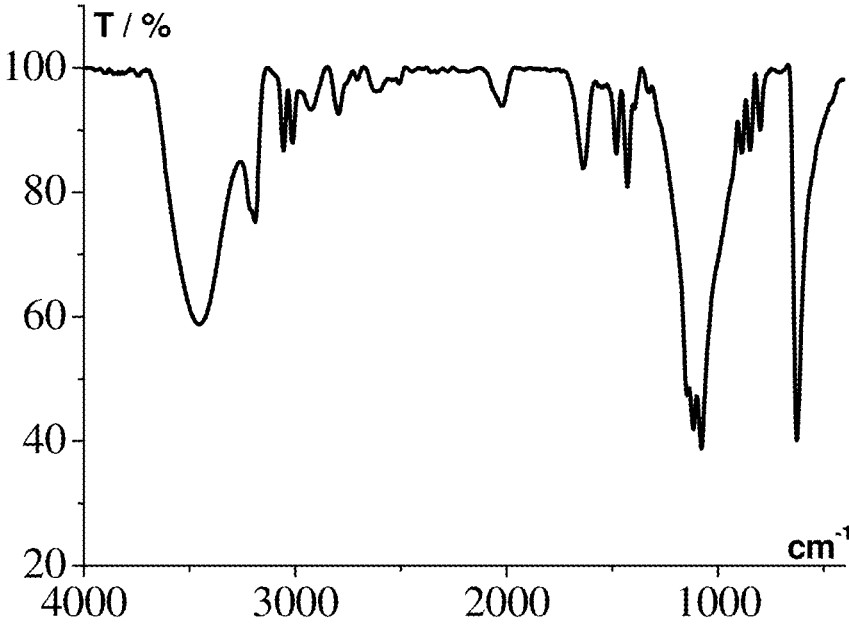


Fig. 3

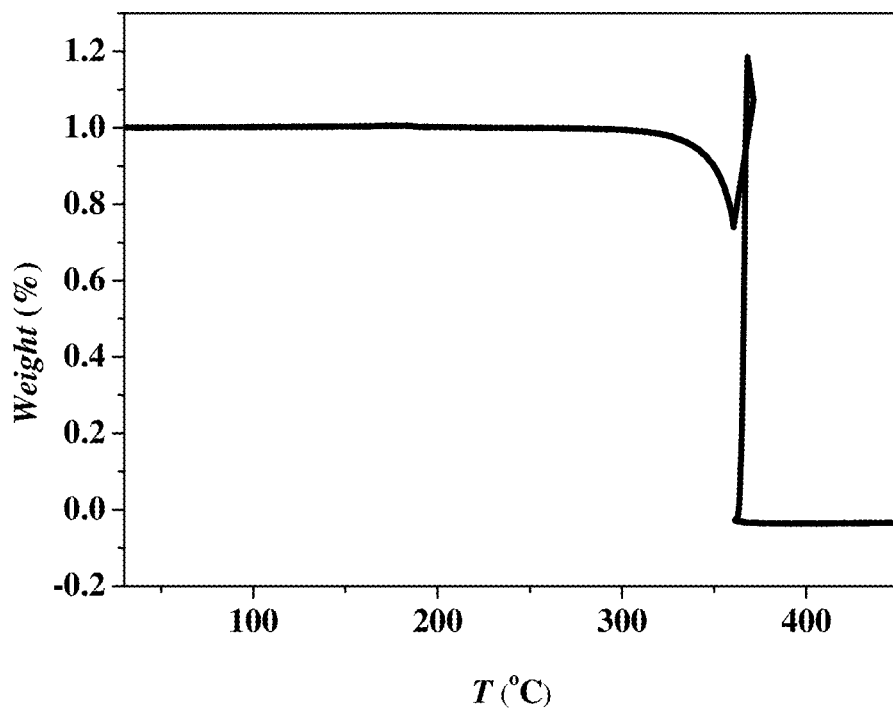


Fig. 4

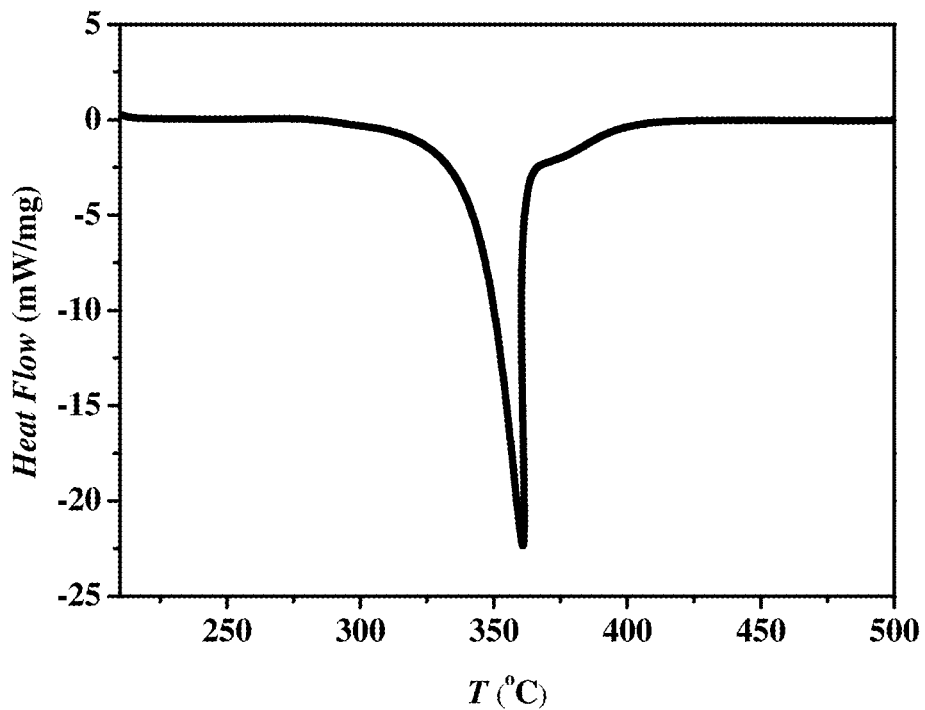


Fig. 5

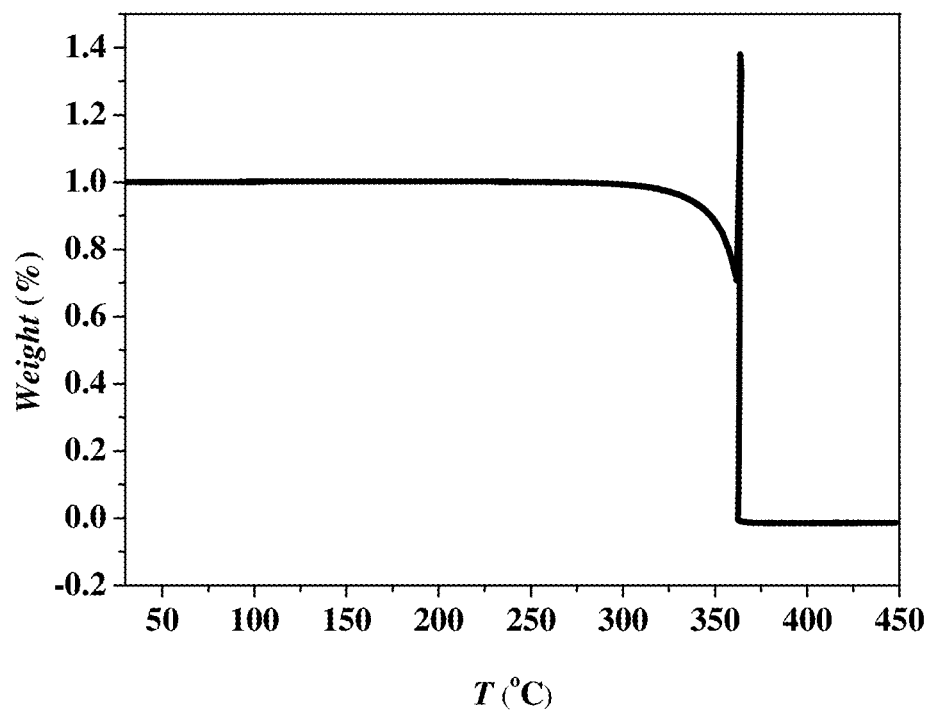


Fig. 6

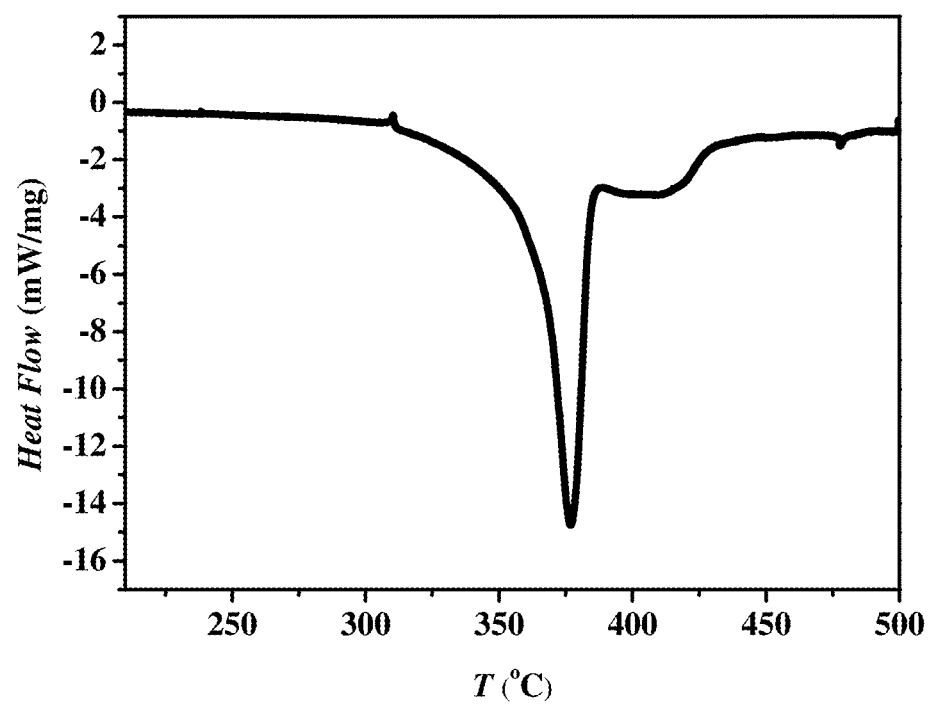


Fig. 7

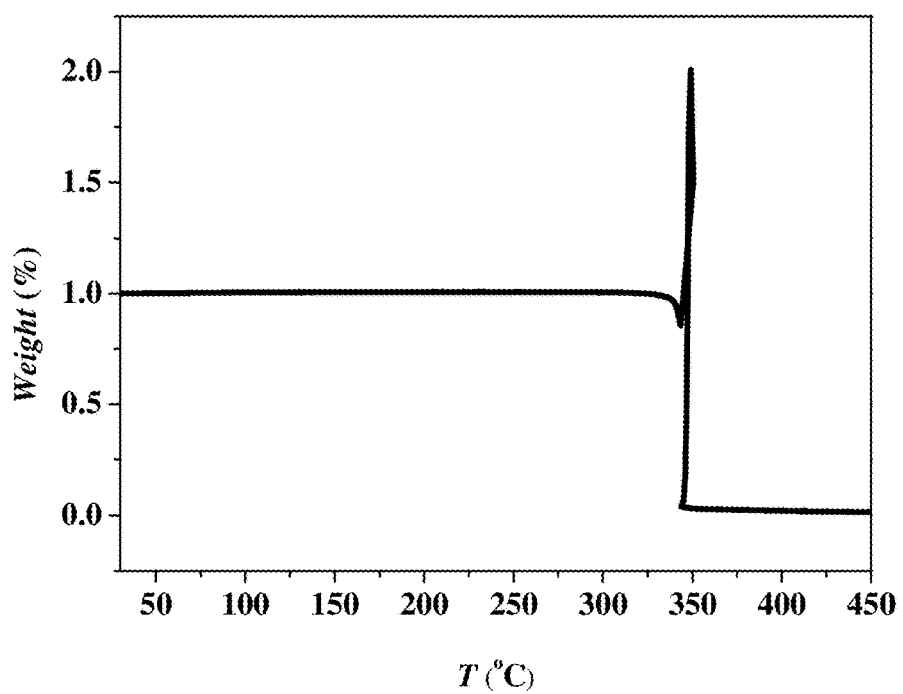


Fig. 8

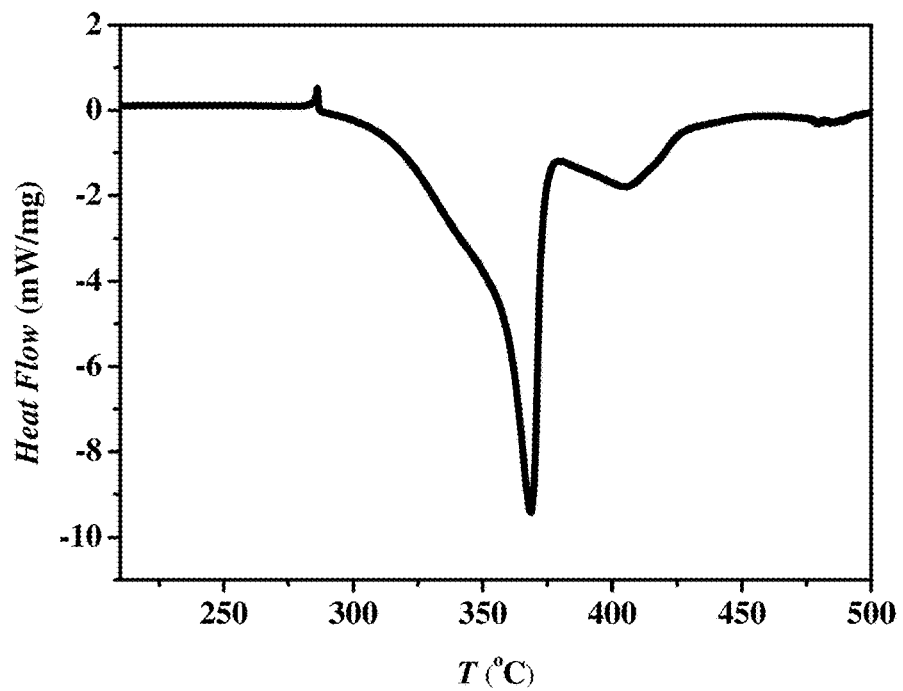


Fig.9

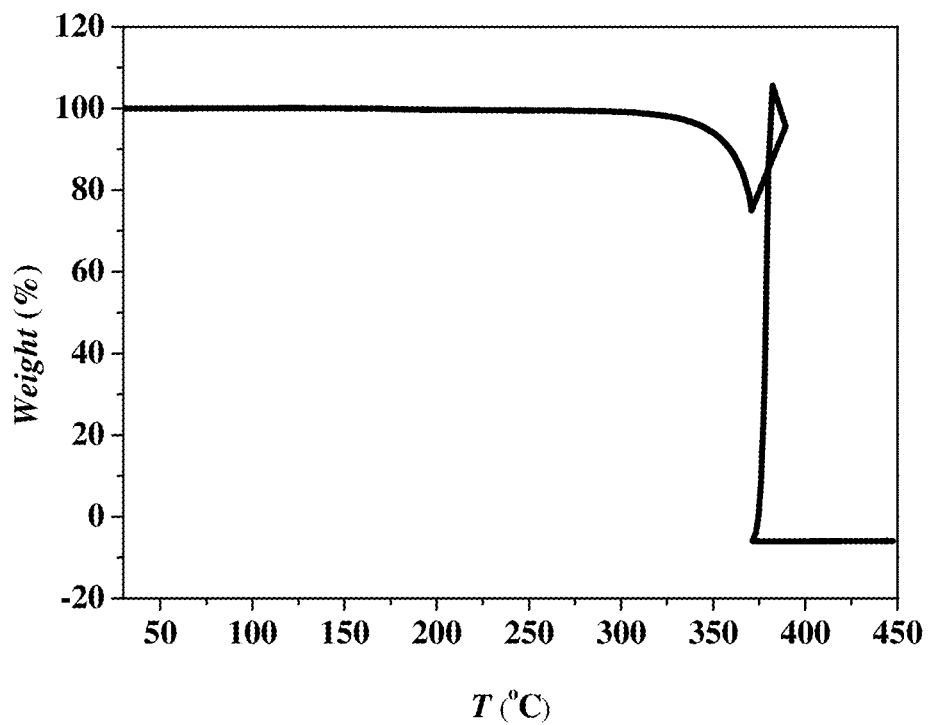


Fig.10

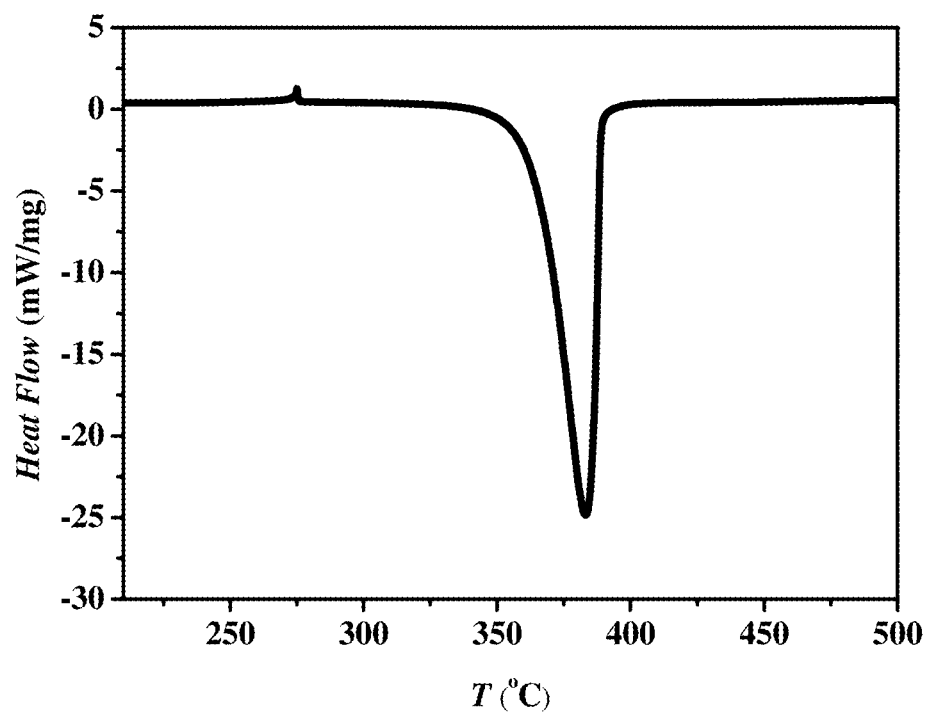


Fig. 11

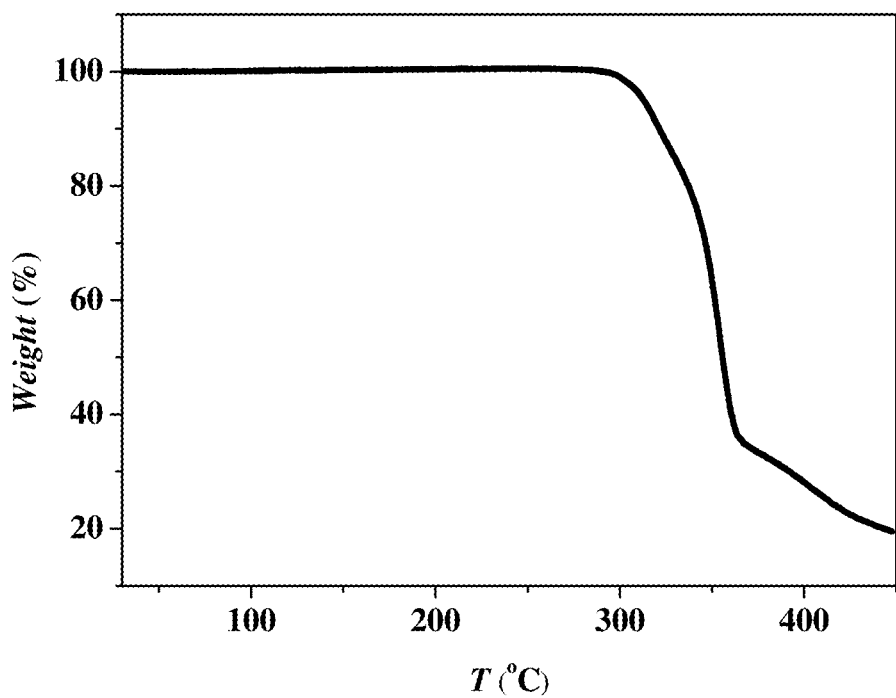


Fig. 12

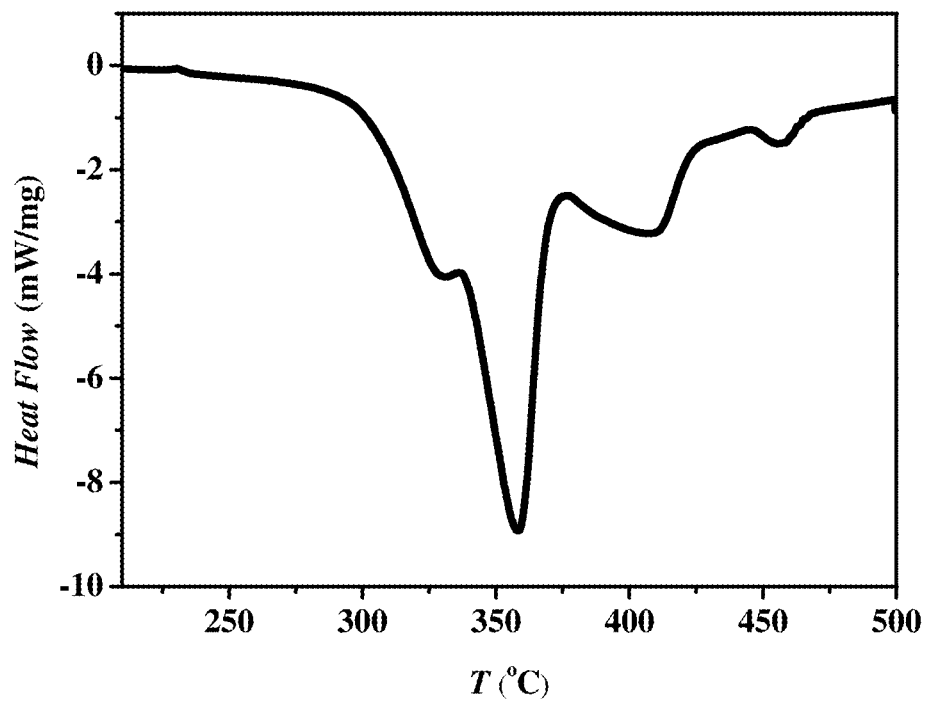


Fig. 13

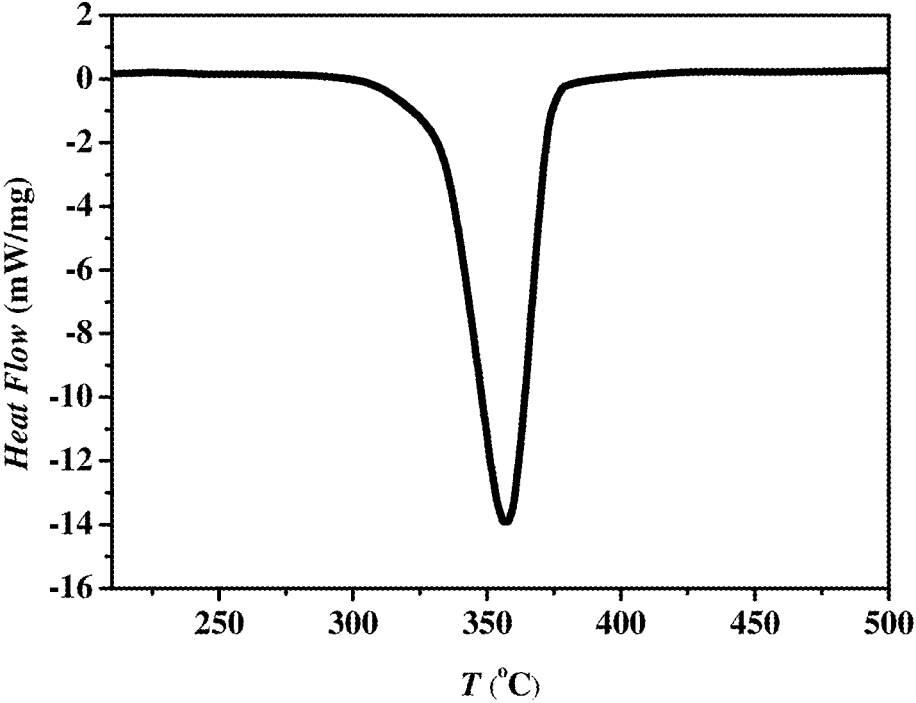


Fig. 14

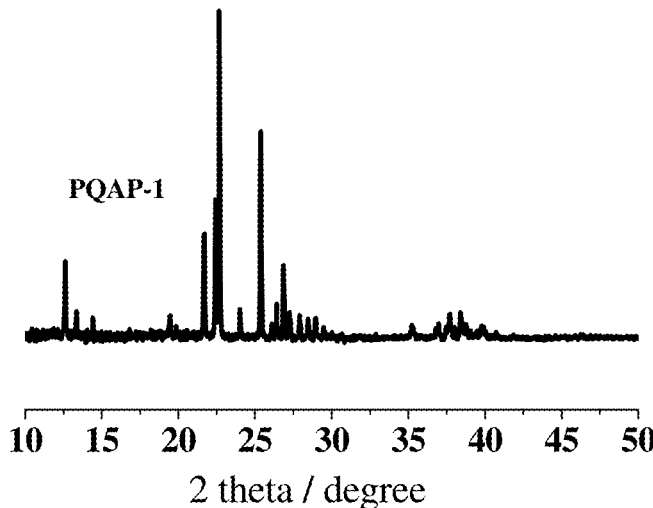


Fig. 15

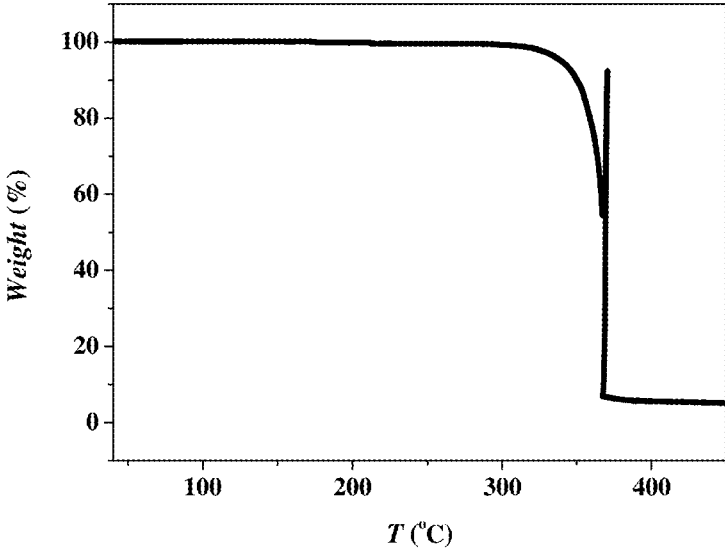


Fig. 16

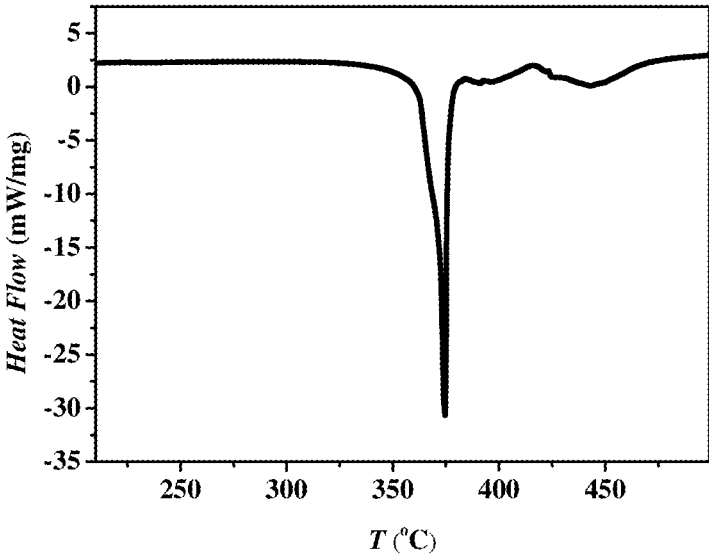


Fig. 17

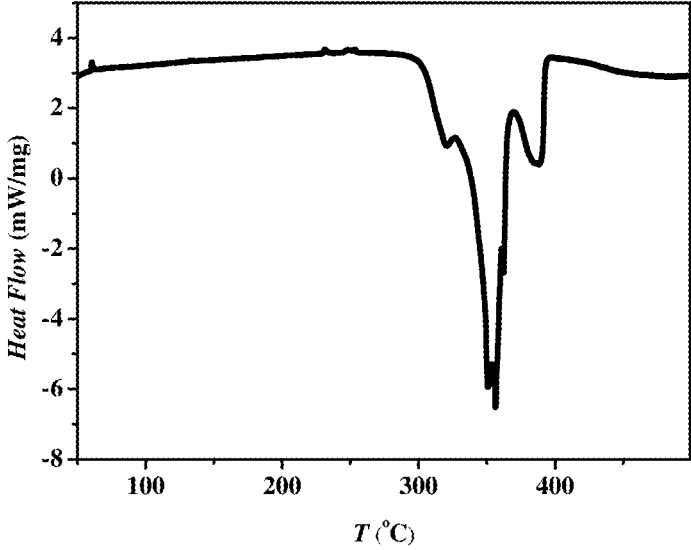


Fig. 18

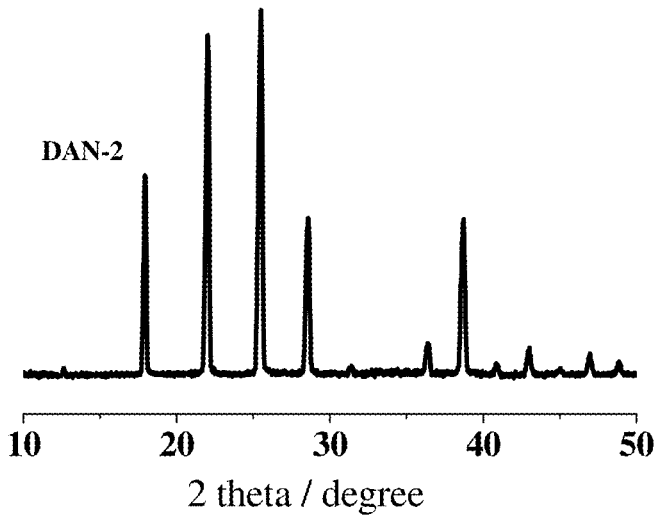


Fig. 19

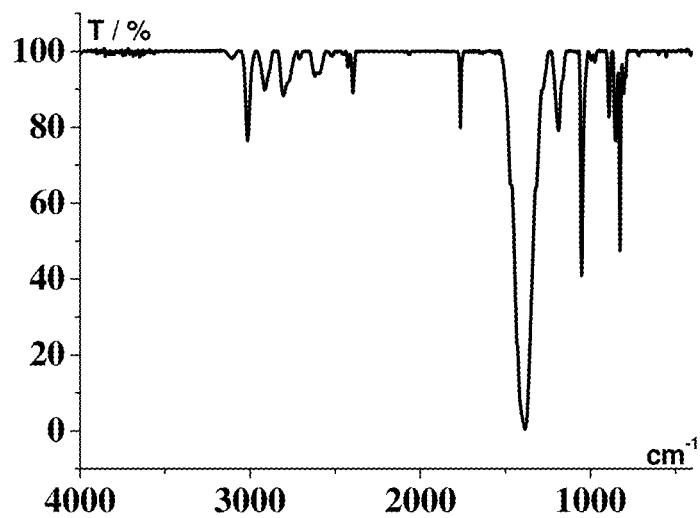


Fig. 20

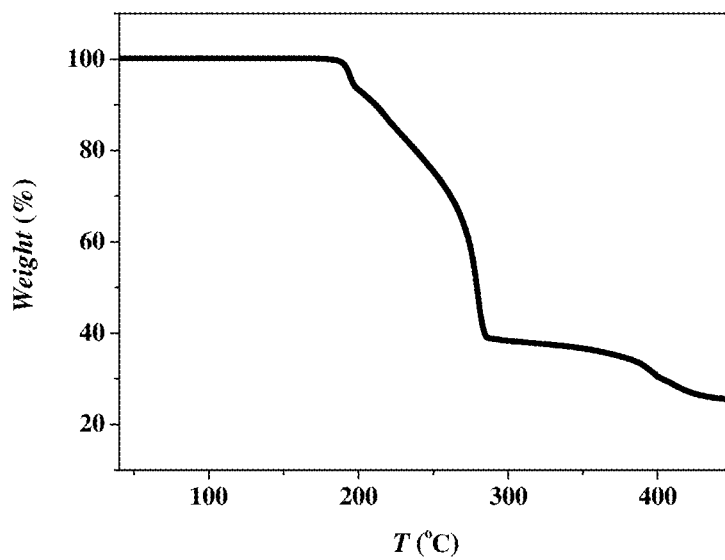


Fig. 21

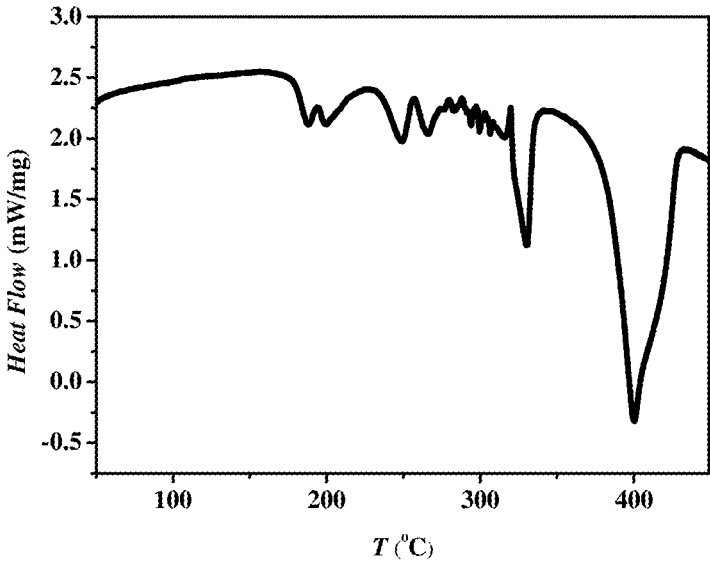


Fig. 22

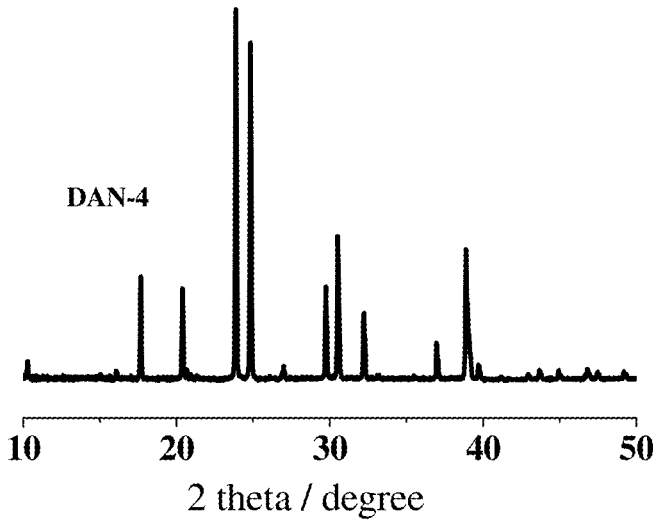


Fig. 23

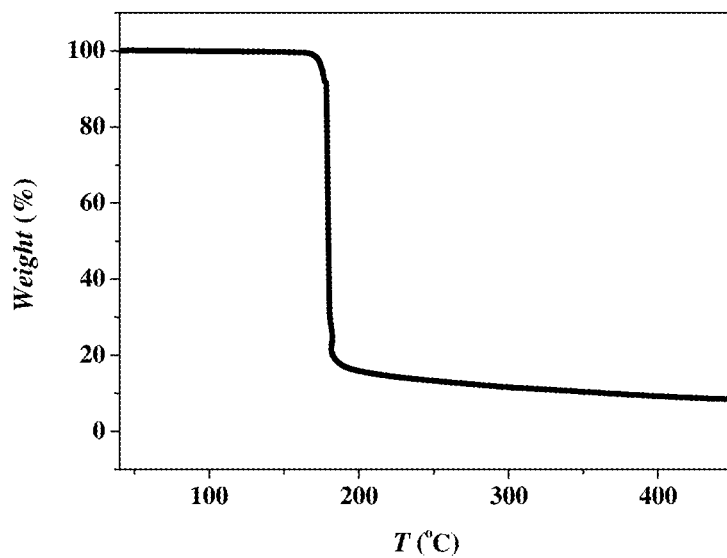


Fig. 24

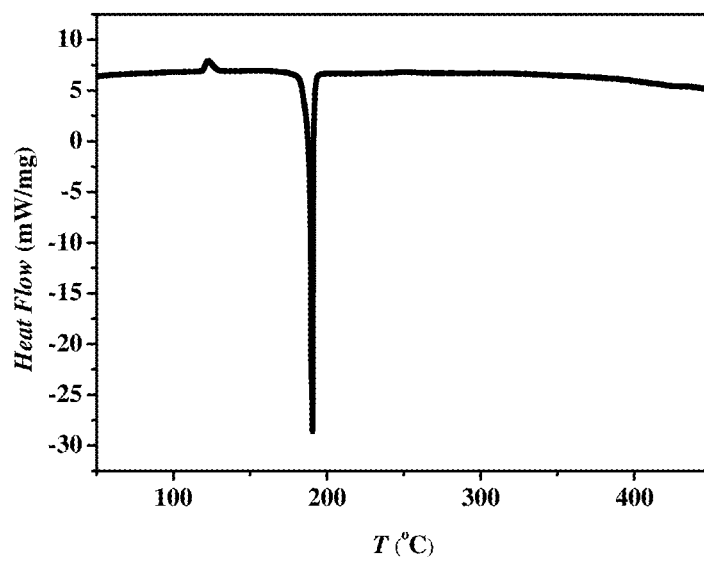


Fig. 25

USE OF TYPE OF COMPOUNDS AS ENERGY-CONTAINING MATERIAL

TECHNICAL FIELD

[0001] The present application relates to the technical field of energetic materials, and more particularly relates to use of perovskite type compounds as energetic materials.

BACKGROUND ART

[0002] Energetic compound is a type of explosives with high energy density. The black powder, which is the first known energetic material discovered by ancient Chinese in the ninth century, is prepared by mixing sulfur, potassium nitrate, and charcoal powder, and has poor effect and unstable performance. In modern times, nitroglycerin, which had initially been discovered as a medicinal product, was found to be a high explosive later in manufacturing. Although nitroglycerin demonstrates much better performance in comparison to black powder, it is very dangerous for production and transportation due to its high sensibility. Through unremitting manufacturing and research, Alfred Bernhard Nobel found that diatomite can adsorb nitroglycerin, which, at the expense of certain explosive performance, can effectively improve the safety of products. Thus, nitroglycerin was successfully applied to industrial application. Nowadays, explosives with higher performance than nitroglycerin have been discovered and put into use one after another. The well-known trinitrotoluene (TNT) and the organic energetic materials such as cyclotrimethylene trinitramine (RDX) and cyclotetramethylene tetranitramine (HMX), which have a high detonation performance in comparison to TNT, are widely used in weapons and ammunition around the world. In recent years, the industrialization process of hexanitrohexaazaisowurtzitane (CL-20), an organic explosive with high performance, high cost and complicated procedures, has been explored by Chinese scientists, which has promoted the prospect of upgrading the military ammunition in China. In recent years, some metal-organic frameworks containing energetic organic ligands (e.g. *Angew. Chem. Int. Ed.* 2013, 52, 14031; *Chem. Eur. J.* 2013, 19, 1706) have attracted growing attention. With rich ligand adjustability and high detonation performance indicated by theoretical calculations, such energetic metal-organic frameworks are regarded as an important direction for the development of next-generation explosives.

[0003] In the course of modern explosive development, different explosives have demonstrated improved properties in different aspects, but are also inevitably accompanied by some defects of their own. For example, explosive potassium perchlorate was once used as the pro-oxidant for flash bombs, but it was eventually abandoned due to its high impact sensitivity which makes it prone to explosion in transit (see "High Energy Materials: Propellants, Explosives and Pyrotechnics", p. 347, edited by Jai Prakash Agrawal, Wiley-VCH Press, 2010). Among existing organic energetic materials as well as metal-organic framework energetic materials which are still in the stage of fundamental research, it is not rare to find those that have excellent detonation performance, but most of them are difficult to apply due to disadvantages of complicated synthetic processes, numerous steps, high cost, and poor stability, as well as high impact and friction sensitivities.

[0004] Therefore, how to design and synthesize insensitive high-energetic materials with the advantages of low cost, high energy density and low sensitivity (high safety) is an everlasting pursuit in the field of energetic materials.

SUMMARY OF THE INVENTION

[0005] A first objective of the present application is to provide a sort of novel energetic materials.

[0006] A second objective of the present application is to provide a sort of novel energetic materials with high safety.

[0007] A third objective of the present application is to provide a sort of novel energetic materials with high detonation performance.

[0008] A fourth objective of the present application is to provide a sort of novel energetic materials with a high energy density.

[0009] In the field of energetic materials, the present application takes perovskite type compounds as energetic material for the first time, and makes a breakthrough and finds that the perovskite type compound is particularly suitable to be used as the energetic material.

[0010] The said perovskite type compound has an energetic group, such as a ClO_4^- energetic group. This type of energetic material may be used as, but not limited to an explosive. For example, this material further may be used as a propellant, rocket fuel or a gas generant of safety air bags.

[0011] The perovskite type compound is a solid compound having same type of crystal structure as calcium titanate (CaTiO_3). They have the same chemical general formula ABX_3 , where A and B are cations of different sizes, and X is an anion. An ideal structure is a high-symmetric cubic structure, and the structural features may be described as follows: each B-site cation is connected with six adjacent X anions, and each X anion is connected with two adjacent B-site cations, thereby forming a three-dimensional anionic framework consisting of cubic cage units. Cavities of these cubic cage units are filled with the A-site cations. A is at least one cation, B is at least one cation, and X is at least one anion. When perovskite includes more than one A cations, different A cations may be distributed at A sites in an ordered or disordered manner. When the perovskite includes more than one B cations, different B cations may be distributed at B sites in an ordered or disordered manner. When the perovskite includes more than one X anions, different X anions may be distributed at X sites in an ordered or disordered manner.

[0012] At present, perovskite type compounds are generally studied and applied as ferroelectric materials, photoelectric materials, electromagnetic materials, etc.

[0013] As a finding of the present application, a three-dimensional structure is formed in perovskite type compound in which cation A is larger than cation B, and X is the energetic anionic group. In addition to endowing the compound with the effects of energetic materials, such a structure can also enable the compound to overcome some defects in existing energetic materials. For example, as the inventor speculates, the structural characteristics of perovskite type compound provide the compound with high stability, so as to overcome the unsafety of explosives having poor stability in the prior art; in addition, the structural characteristics of the compound, such as rich energetic groups, as well as alternately arranged oxidizing energetic anions and reducing organic cations in the space, endow the compound with excellent performance on instantaneously

releasing energy at detonation. Low sensitivity in storage and instantaneous burst at detonation, these two seemingly contradictory characteristics are integrated due to the three-dimensional spatial structural characteristics of perovskite type compounds, which enables the compound to be particularly suitable for being used as energetic materials such as insensitive high-energetic explosives.

[0014] An energetic ligand refers to an explosive ligand. However, not all compounds containing explosive ligands are explosive; whether or not a compound is explosive depends on its entire molecular structure rather than on a single ligand (see *The Study of Explosives*, p. 3, Zhang Huazhu, et al., Beijing: Ordnance Industry Press, 2004). Common explosive ligands include ClO_3^- , ClO_4^- , NO_3^- , ONC^- , $\text{N}(\text{NO}_2)_2^-$, azo ligands, azide ions, and nitro ligands.

[0015] X of the present application is at least one anionic energetic ligand. Optionally, X is an oxidizing anionic energetic ligand, preferably a monovalent anionic energetic ligand, and more preferably a monovalent halogen-containing energetic ligand.

[0016] In some embodiments, the anionic energetic ligand (X) may be one, two or more of: ClO_4^- , BrO_4^- , IO_4^- , ONC^- , NO_3^- and $\text{N}(\text{NO}_2)_2^-$.

[0017] In some preferred embodiments, the anionic energetic ligand (X) may be one, two or more of: ClO_4^- , BrO_4^- and IO_4^- .

[0018] A of the present application is at least one organic cation. Particularly, A is a reducing organic cation.

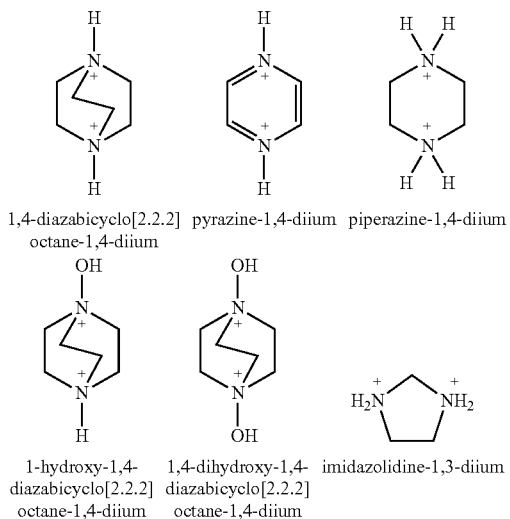
[0019] Preferably, A is at least one nitrogen-containing organic cation.

[0020] Preferably, A is at least one nitrogen-containing heterocycle organic cation.

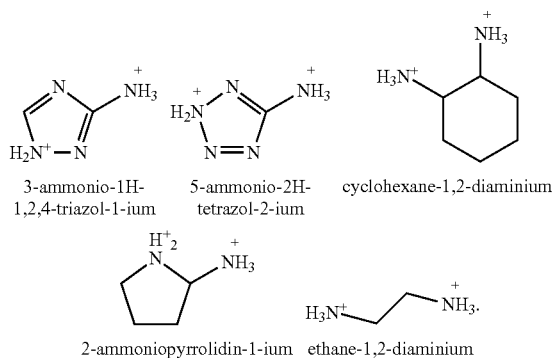
[0021] More preferably, A is at least one nitrogen-containing six-membered heterocycle organic cation.

[0022] As an optional embodiment, the A is one, two or more of organic cations formed by protonizing the following organic matters and derivatives of the organic cations: 1,4-diazabicyclo[2.2.2]octane, pyrazine, piperazine, 3-aminopyrrolidine, imidazoline, amino-triazole, amino-tetrazole, ethanediamine, cyanoguanidine, phenylenediamine, 1,5-diaminopentane, cyclohexanediamine and the like.

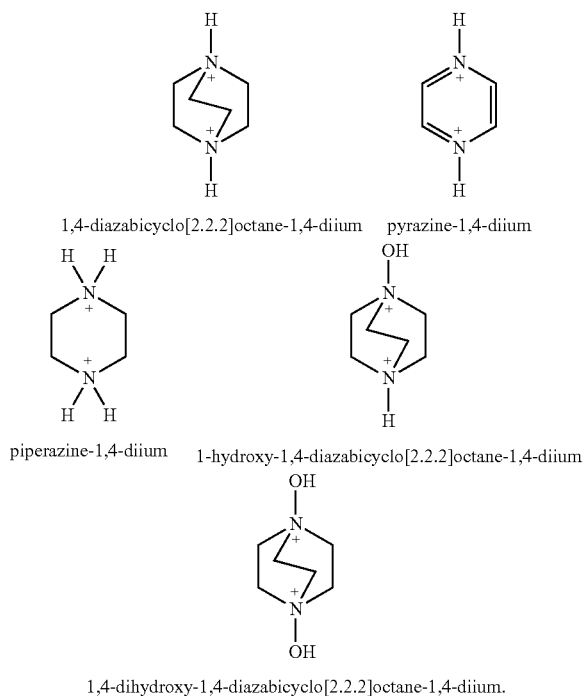
[0023] As an optional implementation mode, A is selected from one, two or more of the following organic cation parents and derivatives thereof:



-continued



[0024] More preferably, A is selected from one, two or more of the following organic cation parents and derivatives thereof:



[0025] The derivatives of the organic cations of A component are that hydrogen atoms in organic cation bodies be substitute with substituent ligand(s) simultaneously or differently. Common substituent ligands include methyl, ethyl, isopropyl, tertiary butyl, hydroxy, carbonyl, carboxyl, halogen, sulfydryl, peroxy, an azo ligand, nitril and the like.

[0026] The B is at least one monovalent cation.

[0027] As an optional implementation mode, B is selected from one, two or more of the following cations: an alkali metal ion, NH_4^+ .

[0028] The alkali metal ion is preferably selected from one, two or more of Na^+ , K^+ , Rb^+ and Cs^+ .

[0029] Preferably, A is selected from one, two or more of a 1,4-diazabicyclo[2.2.2]oct-1,4-dium, a 1-hydroxy-1,4-diazabicyclo[2.2.2]octane-1,4-dium, a 1,4-dihydroxy-1,4-di-

azabicyclo[2.2.2]octane-1,4-dium and derivatives thereof. More preferably, A is selected from one or two of organic cations such as the 1,4-diazabicyclo[2.2.2]octane-1,4-dium and the 1,4-dihydroxy-1,4-diazabicyclo[2.2.2]octane-1,4-dium.

[0030] Preferably, B is selected from one, two or more of Na^+ , K^+ and NH_4^+ . More preferably, B is selected from Na^+ and NH_4^+ . More preferably, B is selected from NH_4^+ .

[0031] More preferably, X is selected from one, two or more of ClO_4^- , NO_3^- and IO_4^- . More preferably, X is selected from one or two of ClO_4^- and NO_3^- , or selected from one or two of ClO_4^- and IO_4^- .

[0032] More preferably, X is selected from ClO_4^- .

[0033] As a further preferable embodiment, in ABX_3 of the present application:

[0034] A is selected from one, two or more of organic cations such as a 1,4-diazabicyclo[2.2.2]oct-1,4-dium, a pyrazine-1,4-dium, a pyrazine-1,4-dium, a piperazine-1,4-dium, a piperazine-1,4-dium, a 1-hydroxy-1,4-diazabicyclo[2.2.2]octane-1,4-dium and a 1,4-dihydroxy-1,4-diazabicyclo[2.2.2]octane-1,4-dium.

[0035] B is selected from one, two or more of Na^+ , K^+ , Rb^+ and NH_4^+ .

[0036] X is selected from one, two or more of ClO_4^- , NO_3^- and IO_4^- . More preferably, X is selected from one or two of ClO_4^- and IO_4^- , or selected from one or two of ClO_4^- and NO_3^- .

[0037] As a further preferable embodiment, in ABX_3 of the present application:

[0038] A is selected from one, two or more of organic cations such as a 1,4-diazabicyclo[2.2.2]oct-1,4-dium, a 1-hydroxy-1,4-diazabicyclo[2.2.2]octane-1,4-dium and a 1,4-dihydroxy-1,4-diazabicyclo[2.2.2]octane-1,4-dium.

[0039] B is selected from one, two or more of Na^+ , K^+ , Rb^+ and NH_4^+ .

[0040] X is selected from one or two of ClO_4^- and NO_3^- , or one or two of ClO_4^- and IO_4^- ; more preferably, X is selected from ClO_4^- .

[0041] As a further preferable embodiment, in ABX_3 of the present application:

[0042] A is selected from one or two of organic cations such as a 1,4-diazabicyclo[2.2.2]octane-1,4-dium and a 1,4-dihydroxy-1,4-diazabicyclo[2.2.2]octane-1,4-dium.

[0043] B is selected from one, two or more of Na^+ , K^+ , Rb^+ and NH_4^+ .

[0044] X is selected from one or two of ClO_4^- and NO_3^- , or one or two of ClO_4^- and IO_4^- . More preferably, X is selected from ClO_4^- .

[0045] As a more preferably embodiment, in ABX_3 of the present application:

[0046] A is selected from one or two of organic cations such as a 1,4-diazabicyclo[2.2.2]octane-1,4-dium and a 1,4-dihydroxy-1,4-diazabicyclo[2.2.2]octane-1,4-dium.

[0047] B is selected from one, two or more of Na^+ , K^+ and NH_4^+ .

[0048] X is selected from one or two of ClO_4^- and NO_3^- , or one or two of ClO_4^- and IO_4^- . More preferably, X is selected from ClO_4^- .

[0049] As a most preferably embodiment, in ABX_3 of the present application:

[0050] A is an organic cation such as a 1,4-diazabicyclo[2.2.2]oct-1,4-dium.

[0051] B is selected from one or two of Na^+ and NH_4^+ .

[0052] X is selected from one or two of ClO_4^- and NO_3^- , or one or two of ClO_4^- and IO_4^- . More preferably, X is selected from ClO_4^- .

[0053] As a particular embodiment, in ABX_3 of the present application: A and X are selected from the above-mentioned any possible selections, and B is selected from NH_4^+ .

[0054] As a more specifically particular embodiment,

[0055] A is selected from one, two or more of organic cations such as a 1,4-diazabicyclo[2.2.2]oct-1,4-dium, a pyrazine-1,4-dium, a piperazine-1,4-dium, a 1-hydroxy-1,4-diazabicyclo[2.2.2]octane-1,4-dium, a 1,4-dihydroxy-1,4-diazabicyclo[2.2.2]octane-1,4-dium and derivatives thereof.

[0056] X is selected from one, two or more of ClO_4^- , BrO_4^- and IO_4^- .

[0057] B is selected from NH_4^+ .

[0058] When B is NH_4^+ , and after the compound completely explodes, no metallic salt solid substances remain, and gas generated per mole may be up to 15.25 moles. With this nature, the compound is more favorably used as an explosive, rocket fuel, a propellant, and a gas generants of safety air bags, etc., and is particularly suitable for application fields with high requirements for the gas yield. For example, the compound is used as the rocket fuel.

[0059] As another special embodiment, in ABX_3 of the present application: A and X are selected from the above-mentioned any possible selections, and B is Na^+ .

[0060] As a more specifically particular embodiment,

[0061] A is selected from one, two or more of organic cations such as a 1,4-diazabicyclo[2.2.2]oct-1,4-dium, a pyrazine-1,4-dium, a piperazine-1,4-dium, a 1-hydroxy-1,4-diazabicyclo[2.2.2]octane-1,4-dium, a 1,4-dihydroxy-1,4-diazabicyclo[2.2.2]octane-1,4-dium and derivatives thereof.

[0062] X is selected from one, two or more of ClO_4^- , BrO_4^- and IO_4^- .

[0063] B is selected from Na^+ .

[0064] More preferably, A is the 1,4-diazabicyclo[2.2.2]oct-1,4-dium, X is selected from ClO_4^- , and B is selected from Na^+ .

[0065] When B is Na^+ , particular advantages are as follows: theoretically, in comparison with such a situation that B is K^+ , the density is reduced. It is generally considered that the reduced density ρ may reduce the performance of the energetic material (a Kamlet-Jacob equation of deducing a detonation velocity D and a detonation pressure P of the energetic material: $D=1.01\Phi^{1/2}(1+1.30\rho)$, $P=1.558\Phi\rho^2$, where $\Phi=31.68N(MQ)^{1/2}$; N is a gas mole number generated by unit mass of the material; M is an average mole mass of a gas product; and Q is a heat output per unit mass of the material. Therefore, the density is in positive correlation with the influence of the detonation velocity and the detonation pressure, and is particularly in square index relation with the influence of the detonation pressure). However, the present application finds that (see Embodiment 1) when the compound is used as the energetic material, it has been simply and clearly foreseen that lightweight sodium ions may reduce the density of the material, according to which, speculation can be made that negative effects may be generated on the detonation velocity and the detonation pressure of the material, but all experiments and theoretical calculation have proven that the use of the sodium ions achieves a better effect on multiple performances instead. For example,

through comparison of DAP-1 (see Embodiment 1, B of the perovskite type compound is Na^+) and DAP-2 (see Embodiment 2, B of the perovskite type compound is K^+), the heat output per unit mass is increased, and the gas mole number per unit mass is increased, so that theoretical forecasted values of the detonation velocity and the detonation pressure of DAP-1 are both higher than those of DAP-2. In addition, sodium perchlorate serving as a raw material of DAP-1 is easier to dissolve in a polar solvent than potassium perchlorate serving as a raw material of DAP-2, so that the amount of a solvent for synthesizing DAP-1 is much less than the amount of a solvent for synthesizing DAP-2. Therefore, in experiment and manufacturing, DAP-1 is more convenient to synthesize. DAP-1 is possibly more suitable to be applied to the fields of high explosives and propellants than DAP-2.

[0066] As another particular embodiment, in ABX_3 of the present application, A and X are selected from the above-mentioned any possible selections, and X is NO_3^- .

[0067] As a more specifically particular embodiment,

[0068] A is selected from one, two or more of organic cations such as a 1,4-diazabicyclo[2.2.2]oct-1,4-dium, a pyrazine-1,4-dium, a piperazine-1,4-dium, a 1-hydroxy-1,4-diazabicyclo[2.2.2]octane-1,4-dium, a 1,4-dihydroxy-1,4-diazabicyclo[2.2.2]octane-1,4-dium and derivatives thereof.

[0069] B is selected from one, two or more of Na^+ , K^+ , Rb^+ and NH_4^+ .

[0070] X is NO_3^- .

[0071] When X is NO_3^- , the compound does not contain a halogen element, so that no hydrogen halide gas is produced after the explosion of the compound, thereby reducing characteristic signals and relieving environmental pollution. This nature enables the compound to be particularly suitable for application fields with requirements for low characteristic signals. For example, the compound is used as a low characteristic signal propellant or rocket fuel.

[0072] ABX_3 may be obtained by the reaction among the A component, the B component and the X component which are added into a liquid reaction system according to any order. The liquid reaction system is preferably a polar solvent capable of dissolving the A component, the B component and the X component, or is obtained by using a known synthesis method. There is no limitation on reaction temperature, which may be adjusted within an extremely large range, such as 0 to 100° C.

[0073] As one implementation solution, the present application provides a preparation method of the compound, including:

[0074] 1) adding an A component into a polar solvent, then adding an X component, and uniformly stirring;

[0075] 2) dissolving a B component into the polar solvent;

[0076] 3) mixing a solution obtained in step 1) with a solution obtained in step 2), performing full stirring and filtration, washing residues with ethanol, and performing vacuum drying, thus obtaining a white powdery energetic compound.

[0077] The said A component is at least one of 1,4-diazabicyclo[2.2.2]octane or a derivative thereof, pyrazine or a derivative thereof, piperazine or a derivative thereof, 1,4-diazabicyclo[2.2.2]octane 1-oxide or a derivative thereof, 1,4-diazabicyclo[2.2.2]octane 1,4-dioxide or a derivative thereof, organic salt containing a 1,4-diazabicyclo[2.2.2]octane-1,4-dium or a derivative thereof, organic salt containing a pyrazine-1,4-dium or a derivative thereof,

organic salt containing a piperazine-1,4-dium or a derivative thereof, organic salt containing a 1-hydroxy-1,4-diazabicyclo[2.2.2]octane-1,4-dium or a derivative thereof, and organic salt containing a 1,4-dihydroxy-1,4-diazabicyclo[2.2.2]octane-1,4-dium or a derivative thereof.

[0078] Preferably, a cation of the B component is selected from one, two or more of alkali metal ions and NH_4^+ . The B component is at least one of ammonium salt, sodium salt, potassium salt, rubidium salt, cesium salt, ammonium alkali, sodium alkali, potassium alkali, rubidium alkali and cesium alkali.

[0079] The said X component is at least one of a halogen-containing energetic acids and halogen-containing energetic salts.

[0080] The said polar solvent is one, two or more of water, ethanol and methanol.

[0081] As a nonrestrictive example, the organic salt containing the 1,4-diazabicyclo[2.2.2]octane-1,4-dium is hydrochloride of 1,4-diazabicyclo[2.2.2]octane.

[0082] The said organic salt containing the 1,4-diazabicyclo[2.2.2]octane-1,4-dium derivative is at least one of hydrochloride of 2-hydroxy-1,4-diazabicyclo[2.2.2]octane, hydrochloride of 2-carbonyl-1,4-diazabicyclo[2.2.2]octane and hydrochloride of 2-methyl-1,4-diazabicyclo[2.2.2]octane.

[0083] The said organic salt containing the pyrazine-1,4-dium is hydrochloride of pyrazine.

[0084] The said organic salt containing the pyrazine-1,4-dium derivative is at least one of hydrochloride of 2-hydroxy-pyrazine and hydrochloride of 2-methyl-pyrazine.

[0085] The said organic salt containing the piperazine-1,4-dium is hydrochloride of piperazine.

[0086] The said organic salt containing the piperazine-1,4-dium derivative is at least one of hydrochloride of 2-hydroxy-piperazine and hydrochloride of 2-methyl-piperazine.

[0087] The said organic salt containing the 1-hydroxy-1,4-diazabicyclo[2.2.2]octane-1,4-dium is hydrochloride of 1,4-diazabicyclo[2.2.2]octane 1-oxide.

[0088] The said organic salt containing the 1-hydroxy-1,4-diazabicyclo[2.2.2]octane-1,4-dium derivative is at least one of hydrochloride of 2-hydroxy-1,4-diazabicyclo[2.2.2]octane 1-oxide and hydrochloride of 2-carbonyl-1,4-diazabicyclo[2.2.2]octane 1-oxide.

[0089] The said organic salt containing the 1,4-dihydroxy-1,4-diazabicyclo[2.2.2]octane-1,4-dium is hydrochloride of 1,4-diazabicyclo[2.2.2]octane 1,4-dioxide.

[0090] The said organic salt containing the 1,4-dihydroxy-1,4-diazabicyclo[2.2.2]octane-1,4-dium derivative is at least one of 2-hydroxy-1,4-diazabicyclo[2.2.2]octane 1,4-dioxide and hydrochloride of 2-carbonyl-1,4-diazabicyclo[2.2.2]octane 1,4-dioxide.

[0091] The said ammonium salt is at least one of ammonium perchlorate, ammonium tetrafluoroborate, ammonium periodate, ammonium perrhenate, ammonium carbonate, ammonium nitrate, ammonium phosphate, ammonium chloride and ammonium fluoride.

[0092] The said sodium salt is at least one of sodium perchlorate, sodium tetrafluoroborate, sodium periodate, sodium perrhenate, sodium carbonate, sodium nitrate, sodium phosphate, sodium chloride and sodium fluoride.

[0093] The said potassium salt is at least one of potassium perchlorate, potassium tetrafluoroborate, potassium perio-

date, potassium perchlorate, potassium carbonate, potassium nitrate, potassium phosphate, potassium chloride and potassium fluoride.

[0094] The said rubidium salt is at least one of rubidium perchlorate, rubidium tetrafluoroborate, rubidium periodate, rubidium perchlorate, rubidium carbonate, rubidium nitrate, rubidium phosphate, rubidium chloride and rubidium fluoride.

[0095] The said cesium salt is at least one of cesium perchlorate, cesium tetrafluoroborate, cesium periodate, cesium perchlorate, cesium carbonate, cesium nitrate, cesium phosphate, cesium chloride and cesium fluoride.

[0096] The said ammonium alkali is ammonia water.

[0097] The said sodium alkali is sodium hydroxide.

[0098] The said potassium alkali is potassium hydroxide.

[0099] The said rubidium alkali is rubidium hydroxide.

[0100] The said cesium alkali is cesium hydroxide.

[0101] Preferably, the said X component is a perchlorate radical containing substance. For example, it is preferably a perchloric acid.

[0102] The said polar solvent is at least one of water, ethanol and methanol.

[0103] In some embodiments, when the perovskite type compound ABX_3 contains a perchlorate radical, characteristic peaks of an infrared absorption spectrum of the perchlorate radical are ranged from 1070 to 1100 cm^{-1} and 617 to 637 cm^{-1} .

[0104] When the perovskite type compound ABX_3 contains a nitrate radical, characteristic peaks of an infrared absorption spectrum of the nitrate radical are ranged from 1375 to 1390 cm^{-1} and 845 to 860 cm^{-1} .

[0105] When in a cubic system, the 2θ angle locating the characteristic peaks of a powder X-ray diffraction pattern is about: $12.1\pm 0.70^\circ$, $21.1\pm 1.00^\circ$ and $24.4\pm 1.20^\circ$. Further, the 2θ angle locating the characteristic peaks of a powder X-ray diffraction pattern is about: $12.1\pm 0.70^\circ$, $21.1\pm 1.00^\circ$, $24.4\pm 1.20^\circ$, $27.4\pm 1.30^\circ$ and $36.57\pm 0.88^\circ$.

[0106] Or, in a monoclinic system, an 2θ angle locating the characteristic peaks of a powder X-ray diffraction pattern is about: $12.6\pm 0.5^\circ$, $21.7\pm 0.5^\circ$, $22.4\pm 0.5^\circ$, $22.7\pm 0.5^\circ$, $25.4\pm 0.5^\circ$ and $26.8\pm 0.5^\circ$. Further, the 2θ angle locating the characteristic peaks of a powder X-ray diffraction pattern is about: $12.6\pm 0.5^\circ$, $21.7\pm 0.5^\circ$, $22.4\pm 0.5^\circ$, $22.7\pm 0.5^\circ$, $25.4\pm 0.5^\circ$, $26.8\pm 0.5^\circ$, $27.2\pm 0.5^\circ$, $37.7\pm 0.5^\circ$ and $38.4\pm 0.5^\circ$.

[0107] Or, in a hexagonal system, an 2θ angle locating the characteristic peaks of a powder X-ray diffraction pattern is about: $17.7\pm 0.5^\circ$, $20.4\pm 0.5^\circ$, $23.9\pm 0.5^\circ$, $24.8\pm 0.5^\circ$, $29.7\pm 0.5^\circ$ and $30.5\pm 0.5^\circ$.

[0108] Further, the 2θ angle locating the characteristic peaks of a powder X-ray diffraction pattern is about: $10.3\pm 0.5^\circ$, $17.7\pm 0.5^\circ$, $20.4\pm 0.5^\circ$, $23.9\pm 0.5^\circ$, $24.8\pm 0.5^\circ$, $27.0\pm 0.5^\circ$, $29.7\pm 0.5^\circ$, $30.5\pm 0.5^\circ$ and $32.2\pm 0.5^\circ$ and $37.0\pm 0.5^\circ$.

[0109] The present application has the outstanding beneficial effects that:

[0110] (1) the energetic compound of the present application has high detonation heat and a high energy density; the theoretical detonation heat may be up to 1.53 kcal/g ; a crystal density is within a range of 1.8 to 2.3 g/cm^3 ; the corresponding energy density may be up to 3.11 kcal/cm^3 ;

[0111] (2) the energetic compound of the present application has a high detonation velocity; the theoretical detonation velocity may be up to 8.85 km/s calculated according to the Kamlet-Jacob formula;

[0112] (3) the energetic compound of the present application has a high detonation pressure; the theoretical detonation pressure may be up to 37.3 GPa calculated according to the Kamlet-Jacob formula;

[0113] (4) the energetic compound of the present application has high safety, as well as extremely low impact, friction and electrostatic sensitivities, and the thermo-activated burst point temperature may be 340° C .;

[0114] (5) the energetic compound of the present application is nonvolatile, and may be stored for a long time without decomposition or hygroscopic characteristic;

[0115] (6) the energetic compound of the present application has single crystallinity at room temperature, and can be safely prepared in batches from cheap and readily-available raw materials through a simple process.

BRIEF DESCRIPTION OF THE DRAWINGS

[0116] FIG. 1 is a structural schematic diagram of energetic compound DAP-1.

[0117] FIG. 2 is a powder X-ray diffraction diagram of energetic compounds according to Embodiments 1 to 7.

[0118] FIG. 3 is an infrared spectrum of energetic compound DAP-1 according to Embodiment 1.

[0119] FIG. 4 is a thermogravimetric analysis graph of energetic compound DAP-1 according to Embodiment 1.

[0120] FIG. 5 is a differential scanning calorimetry graph of energetic compound DAP-1 according to Embodiment 1.

[0121] FIG. 6 is a thermogravimetric analysis graph of energetic compound DAP-2 according to Embodiment 2.

[0122] FIG. 7 is a differential scanning calorimetry graph of energetic compound DAP-2 according to Embodiment 2.

[0123] FIG. 8 is a thermogravimetric analysis graph of energetic compound DAP-3 according to Embodiment 3.

[0124] FIG. 9 is a differential scanning calorimetry graph of energetic compound DAP-3 according to Embodiment 3.

[0125] FIG. 10 is a thermogravimetric analysis graph of energetic compound DAP-4 according to Embodiment 4.

[0126] FIG. 11 is a differential scanning calorimetry graph of energetic compound DAP-4 according to Embodiment 4.

[0127] FIG. 12 is a thermogravimetric analysis graph of energetic compound DAP-O22 according to Embodiment 5.

[0128] FIG. 13 is a differential scanning calorimetry graph of energetic compound DAP-O22 according to Embodiment 5.

[0129] FIG. 14 is a differential scanning calorimetry graph of energetic compound DAP-O24 according to Embodiment 7.

[0130] FIG. 15 is a powder X-ray diffraction diagram of energetic compound PAP-1 according to Embodiment 8.

[0131] FIG. 16 is a thermogravimetric analysis graph of energetic compound PAP-1 according to Embodiment 8.

[0132] FIG. 17 is a differential scanning calorimetry graph of energetic compound PAP-1 according to Embodiment 8.

[0133] FIG. 18 is a differential scanning calorimetry graph of energetic compound PAP-4 according to Embodiment 9.

[0134] FIG. 19 is a powder X-ray diffraction diagram of energetic compound DAN-2 according to Embodiment 10.

[0135] FIG. 20 is an infrared spectrogram of energetic compound DAN-2 according to Embodiment 10.

[0136] FIG. 21 is a thermogravimetric analysis graph of energetic compound DAN-2 according to Embodiment 10.

[0137] FIG. 22 is a differential scanning calorimetry graph of energetic compound DAN-2 according to Embodiment 10.

[0138] FIG. 23 is a powder X-ray diffraction diagram of energetic compound DAN-4 according to Embodiment 11.

[0139] FIG. 24 is a thermogravimetric analysis graph of energetic compound DAN-4 according to Embodiment 11.

[0140] FIG. 25 is a differential scanning calorimetry graph of energetic compound DAN-4 according to Embodiment 11.

DETAILED DESCRIPTION OF THE INVENTION

[0141] The inventor designs a series of perovskite type compounds having energetic groups, and makes relevant experiments and researches on the prospect of these compounds serving as novel high-performance explosives in the energetic field. In the present application, such perovskite type energetic compounds (ABX_3 , corresponding to an abbreviation DAP in the following embodiments and endowed with respective numbers) having the energetic ligands are provided. Experiments and calculations indicate that their energy densities and explosive performance may be comparable with those of high-performance active-duty military explosives RDX and HMX. Furthermore, the compounds have excellent safety performance, with non-volatile and non-hygroscopic characteristics, and are prepared from cheap and readily-available raw materials through a simple synthesis process. These compounds are novel energetic compounds having practical values in the energetic fields.

[0142] The ABX_3 may be synthesized by a synthesis method of the present application. A synthesis method (Z. M. Jin, Y. J. Pan, X. F. Li, M. L. Hu, L. Shen, *Journal of Molecular Structure*, 2003, 660, 67) of a perovskite type compound $(C_6H_{14}N_2)[K(ClO_4)_3]$, which is disclosed by Z. M. Jin et al, may be also employed for reference.

[0143] X in ABX_3 is at least one anionic energetic ligand. The energetic ligand is an explosive ligand. Common explosive ligands include, but not limited to, ClO_3^- , ClO_4^- , IO_4^- , NO_3^- , ONC^- , an azo ligand, an azides ion, nitril and the like.

[0144] In ABX_3 , for example, X may include one or more ions. For example, 2, 3, 4, 5, 6, 7, 8, 9, 10 . . . types of X ions may exist at the same time. The same is true for A and B. When perovskite includes more than one type of A cations, different A cations may be distributed at A sites in an ordered or disordered manner. When the perovskite includes more than one type of B cation, different B cations may be distributed at B sites in an ordered or disordered manner. When the perovskite includes more than one type of X anion, different X anions may be distributed at X sites in an ordered or disordered manner.

[0145] Based on this nature, the above-mentioned "X is at least one . . . ligand/ion", "A is at least one . . . ligand/ion", "B is at least one . . . ligand/ion", "X is selected from . . .", "A is selected from . . .", "B is selected from . . .", etc. should be understood for example that for X, an ABX_3 three-dimensional framework includes many X sites, each of which consists of one type of ions. In the three-dimensional framework, the multiple X sites may consist of the same type of ions, and also may consist of different types of ions. When the X sites consist of different ions, at least some sites (or most sites) are . . . ligands/ions. At this moment, such a situation that a few of sites in the whole ABX_3 three-dimensional framework are not the . . . ligands/ions or some other foreign ions is not excluded as long as the number of these sites may not affect the overall performance to a large

extent. The few of sites may, for example, have the mole number less than 50 percent, for example, not more than 40 percent, 30 percent, 25 percent, 20 percent, 15 percent, 10 percent, 9 percent, 8 percent, 7 percent, 6 percent, 5 percent, 4 percent, 3 percent, 2 percent or 1 percent. For A and B, it is the same.

[0146] The present application performs various identification and characterization methods including powder X-ray diffraction identification, single-crystal structure characterization test, infrared spectral characterization, thermal stability characterization, differential scanning calorimetry (DSC), sensitivity characterization, and detonation heat/detonation pressure/detonation velocity calculation.

[0147] There into, powder X-ray diffraction data under a room temperature condition are collected on a Bruker D8 Advance diffractometer by adopting a Cu-K α ray. A scanning mode is as follows: θ : 2 θ linkage, stepping scanning, a 2 θ step length being 0.02°. Single crystal X-ray diffraction data are collected on an Oxford Gemini S Ultra CCD diffractometer through a graphite monochromator in a ω scanning manner by using a Mo-K α X-ray. An SADABS program is adopted for absorption correction. A direct method is used for analysis, and then all non-hydrogen coordinates are calculated by using a differential Fourier function method and a least square method, and finally the structure is refined by using a full-matrix least-square technique. Organic hydrogen atoms are generated geometrically. The calculation work is completed on a PC by using Olex² and SHELX program packages. Infrared spectral data are acquired on an IR Tensor 27 instrument. A dried sample and KBr are pressed into a transparent thin-sheet test sample. Thermogravimetric analysis is collected on a TA Q50 instrument in a nitrogen atmosphere at a scanning speed of 5° C./min. A DSC curve is collected on a TA DSC Q2000 instrument in the nitrogen atmosphere at the scanning speed of 5° C./min.

[0148] The sensitivity characterization is to test impact, friction and thermal sensitivities according to the National Military Standards GJB772A-97 of the People's Republic of China. The impact sensitivity is tested by a 601.1 explosive probability method. The friction sensitivity is tested by a 602.1 explosive probability method. The thermal sensitivity is tested by a 606.1-burst point 5s delay method. The electrostatic sensitivity is tested by the third section of the industrial initiating explosive material test method WJ/T 9038.3-2004: electrostatic-spark sensitivity test.

[0149] At a room temperature, characteristic peaks of a perchlorate radical ligand in an infrared absorption spectrum are ranged from 1070 to 1100 cm^{-1} (corresponding to asymmetric stretching vibration) and 617 to 637 cm^{-1} (corresponding to asymmetric bending vibration). Characteristic peaks of a nitrate radical ligand in the infrared absorption spectrum are ranged from 1375 to 1390 cm^{-1} (corresponding to asymmetric stretching vibration) and 845 to 860 cm^{-1} (corresponding to asymmetric bending vibration).

[0150] In one preferred embodiment, an adopted compound serving as an energetic material is $(C_6H_{14}N_2)[Na(ClO_4)_3]$ (which is recorded as DAP-1), and is crystallized in the cubic space group Pa-3 at 223 K, with a cell length of 14.1537(1)Å. An 2θ angle locating the characteristic peaks of a powder X-ray diffraction pattern (Cu-K α X-ray) of the compound at the room temperature is about: $12.3\pm 0.5^\circ$, $21.5\pm 0.5^\circ$, $24.9\pm 0.5^\circ$, $27.9\pm 0.5^\circ$, $35.6\pm 0.5^\circ$ and $37.2\pm 0.5^\circ$. A thermal stability analysis result shows that an explosion

temperature of the compound may be up to 360° C. A differential scanning calorimetry result shows that heat released at 360° C. is 4398 J/g. A safety characterization result shows that DAP-1 is insensitive in impact sensitivity, friction sensitivity and electrostatic-spark sensitivity tests under the National Military Standards. Under the standard of Federal Institute for Material Research and Testing (BAM), the impact sensitivity of DAP-1 is about 17 J, and the friction sensitivity is about 36 N. The burst point of DAP-1 is 340° C. (5s delay method). Detonation heat, detonation velocity and detonation pressure values obtained according to a Density Functional Theory (DFT) are respectively 1.53 kcal/g, 8.85 km/s and 37.31 GPa.

[0151] In another preferred embodiment, an adopted compound serving as the energetic material is $(C_6H_{14}N_2)[K(ClO_4)_3]$ (which is recorded as DAP-2), and is crystallized in the cubic space group Pa-3 at 223 K, with a cell length of 14.2910(1)Å. An 2θ angle locating the characteristic peaks of a powder X-ray diffraction pattern (Cu-K α X-ray) of the compound at the room temperature is about: 12.15±0.5°, 21.27±0.5°, 24.63±0.5°, 27.64±0.5°, 35.20±0.5° and 36.89±0.5°. A thermal stability analysis result shows that the explosion temperature of the compound may be 362° C. A differential scanning calorimetry result shows that heat released at 377° C. is 4076 J/g. A safety characterization result shows that under the standard of Federal Institute for Material Research and Testing (BAM), the impact sensitivity of DAP-2 is about 16 J, and the friction sensitivity is about 42 N. Detonation heat, detonation velocity and detonation pressure values obtained theoretically by the DFT are respectively 1.46 kcal/g, 8.64 km/s and 35.73 GPa.

[0152] In another preferred embodiment, an adopted compound serving as the energetic material is $(C_6H_{14}N_2)[Rb(ClO_4)_3]$ (which is recorded as DAP-3), and is crystallized in the cubic space group Pa-3 at 223 K, with a cell length of 14.453(2)Å. An 2θ angle locating the characteristic peaks of a powder X-ray diffraction pattern (Cu-K α X-ray) of the compound at the room temperature is about: 12.0±0.5°, 21.0±0.5°, 24.3±0.5°, 27.3±0.5°, 34.7±0.5° and 36.4±0.5°. A thermal stability analysis result shows that the explosion temperature of the compound may be up to 343° C. A differential scanning calorimetry result shows that heat released at 369° C. is 3797 J/g. A safety characterization result shows that under the standard of the Federal Institute for Material Research and Testing (BAM), the impact sensitivity of DAP-3 is about 22 J, and the friction sensitivity is about 28 N. Detonation heat, detonation velocity and detonation pressure values obtained theoretically by the DFT are respectively 1.33 kcal/g, 8.43 km/s and 35.14 GPa.

[0153] In another preferred embodiment, an adopted compound serving as the energetic material is $(C_6H_{14}N_2)[NH_4(ClO_4)_3]$ (which is recorded as DAP-4), and is crystallized in the cubic space group Pa-3 at 223 K, with a cell length of 14.4264(1)Å. An 2θ angle locating the characteristic peaks of a powder X-ray diffraction pattern (Cu-K α X-ray) of the compound at the room temperature is about: 12.0±0.5°, 21.0±0.5°, 24.4±0.5°, 27.3±0.5°, 34.8±0.5° and 36.5±0.5°. A thermal stability analysis result shows that the explosion temperature of the compound may be up to 370° C. A differential scanning calorimetry result shows that heat released at 364° C. is 5177 J/g. A safety characterization result shows that under the standard of Federal Institute for

Material Research and Testing (BAM), the impact sensitivity of DAP-4 is about 23 J, and the friction sensitivity is about 36 N.

[0154] In another preferred embodiment, an adopted compound serving as the energetic material is $(C_6H_{14}N_2O_2)[K(ClO_4)_3]$ (which is recorded as DAP-O22), and is crystallized in the cubic space group Fm-3c at 298 K, with a cell length of 14.745(3)Å. An 2θ angle locating the characteristic peaks of a powder X-ray diffraction pattern (Cu-K α X-ray) of the compound at the room temperature is about: 11.9±0.5°, 20.8±0.5°, 24.1±0.5°, 27.0±0.5°, 34.4±0.5° and 36.1±0.5°. A thermal stability analysis result shows that a detonation temperature of the compound may be 354° C. A differential scanning calorimetry result shows that heat released at 358° C. is 5424 J/g. A safety characterization result shows that under the standard of the Federal Institute for Material Research and Testing (BAM), the impact sensitivity of DAP-O22 is about 11 J, and the friction sensitivity is about 14 N.

[0155] In another preferred embodiment, an adopted compound serving as the energetic material is $(C_6H_{14}N_2O)[K(ClO_4)_3]$ (which is recorded as DAP-O12). An 2θ angle locating the characteristic peaks of a powder X-ray diffraction pattern (Cu-K α X-ray) of the compound at the room temperature is about: 12.1±0.5°, 21.1±0.5°, 24.4±0.5°, 27.3±0.5°, 34.8±0.5° and 36.5±0.5°.

[0156] In another preferred embodiment, an adopted compound serving as the energetic material is $(C_6H_{14}N_2O_2)[NH_4(ClO_4)_3]$ (which is recorded as DAP-O24). An 2θ angle locating the characteristic peaks of a powder X-ray diffraction pattern (Cu-K α X-ray) of the compound at the room temperature is about: 11.9±0.5°, 20.8±0.5°, 24.0±0.5°, 27.0±0.5°, 34.4±0.50 and 36.0±0.5°. A differential scanning calorimetry result shows that heat released at 357° C. is 4632 J/g. A safety characterization result shows that under the standard of the Federal Institute for Material Research and Testing (BAM), the impact sensitivity of DAP-O24 is about 4 J, and the friction sensitivity is about 32 N.

[0157] In another preferred embodiment, an adopted compound serving as the energetic material is $(C_4H_{12}N_2)[Na(ClO_4)_3]$ (which is recorded as PAP-1). An 2θ angle locating the characteristic peaks of a powder X-ray diffraction pattern (Cu-K α X-ray) of the compound at the room temperature is about: 12.6±0.5°, 21.7±0.5°, 22.4±0.5°, 22.7±0.5°, 25.4±0.5°, 26.8±0.5°, 27.2±0.5°, 37.7±0.50 and 38.4±0.5°. A differential scanning calorimetry result shows that heat released at 375° C. is 4685 J/g.

[0158] In another preferred embodiment, an adopted compound serving as the energetic material is $(C_4H_{12}N_2)[NH_4(ClO_4)_3]$ (which is recorded as PAP-4). A differential scanning calorimetry result shows that heat released at 356° C. is 3780 J/g.

[0159] In another preferred embodiment, an adopted compound serving as the energetic material is $(C_6H_{14}N_2)[K(NO_3)_3]$ (which is recorded as DAN-2). An 2θ angle locating the characteristic peaks of a powder X-ray diffraction pattern (Cu-K α X-ray) of the compound at the room temperature is about: 12.6±0.5°, 17.9±0.5°, 22.0±0.5°, 25.5±0.5°, 28.6±0.5°, 31.3±0.5°, 36.4±0.5°, 38.7±0.5°, 40.9±0.5° and 43.0±0.5°. A differential scanning calorimetry result shows that heat released at 177° C. is 1222 J/g. A safety characterization result shows that under the standard of the Federal Institute for

for Material Research and Testing (BAM), the impact sensitivity of DAN-2 is about 29 J, and the friction sensitivity is more than 360 N.

[0160] In another preferred embodiment, an adopted compound serving as the energetic material is $(C_6H_{14}N_2)[NH_4(NO_3)_3]$ (which is recorded as DAN-4). An 2θ angle locating the characteristic peaks of a powder X-ray diffraction pattern (Cu-K α X-ray) of the compound at the room temperature is about: $10.3\pm 0.5^\circ$, $17.7\pm 0.5^\circ$, $20.4\pm 0.5^\circ$, $23.9\pm 0.5^\circ$, $24.8\pm 0.5^\circ$, $27.0\pm 0.5^\circ$, $29.7\pm 0.5^\circ$, $30.5\pm 0.5^\circ$, $32.2\pm 0.5^\circ$ and $37.0\pm 0.5^\circ$. A differential scanning calorimetry result shows that heat released at $170^\circ C.$ is 1098 J/g.

Embodiment 1

Synthesis and Test of $(C_6H_{14}N_2)[Na(ClO_4)_3]$

Synthesis Method:

[0161] 1) adding 112.88 g of 1,4-diazabicyclo[2.2.2]octane into 100 mL of water, then adding 360.00 g of a perchloric acid solution at a mass fraction of 70 to 72 percent, and stirring the mixture at a normal temperature for 5 minutes;

[0162] 2) adding 140.52 g of monohydrate sodium perchlorate into 50 mL of water, and then stirring at the normal temperature to dissolve the monohydrate sodium perchlorate;

[0163] 3) mixing the solutions obtained in steps 1) and 2), stirring the mixture for 30 minutes, and then filtering the mixture, washing residues with ethanol for three times, and performing vacuum drying on the washed residues to obtain a white powdery solid which is identified as perovskite type compound $(C_6H_{14}N_2)[Na(ClO_4)_3]$ (No. DAP-1) with a yield of about 80 percent.

A Powder X-Ray Diffraction Identification Diagram:

[0164] The powder X-ray diffraction diagram at the room temperature is as shown in FIG. 2, and its characteristic peak values are as shown in Table 1.

TABLE 1

Characteristic peak values of powder X-ray diffraction of DAP-1	
$2\theta^\circ$	d/Å
12.3	7.22
18.6	4.78
21.5	4.14
24.9	3.58
25.7	3.47
27.9	3.20
28.6	3.12
33.8	2.65
35.6	2.52
36.1	2.48
37.2	2.41
37.8	2.38

Single-Crystal Structure Characterization Test:

[0165] Detailed crystal test data are as shown in Table 2. A schematic diagram of a three-dimensional crystal structure is shown in FIG. 1. It can be seen from FIG. 1 that: a Na^+ ion at a B site is connected with 6 adjacent ClO_4^- anions at X sites, and each ClO_4^- anion is connected with two adjacent

Na^+ ions, thereby forming a three-dimensional anionic framework consisting of cubic cage units. Cavities of each cubic cage unit are filled with organic cations at A sites, namely 1,4-dihydroxy-1,4-diazodicyclo[2.2.2]octane-1,4-dium ($C_6H_{14}N_2^{2+}$).

TABLE 2

Single-crystal X-ray crystallographic data for DAP-1	
Complex	DAP-1
Formula	$C_6H_{14}Cl_3N_2NaO_{12}$
Formula weight	435.53
Temperature (K)	223 (2)
Crystal system	Cubic
Space group	Pa-3
a/Å	14.1537 (1)
V/Å ³	2835.37 (4)
Z	8
D _c /g cm ⁻³	2.041
reflections collected	15434
unique reflections	1291
R _{int}	0.0253
R ₁ [$I > 2\sigma(I)$] ^[a]	0.0259
wR ₂ [$I > 2\sigma(I)$] ^[b]	0.0681
R ₁ (all data)	0.0304
wR ₂ (all data)	0.0714
GOF on F ²	1.057
Completeness (data)	0.996

$$^{[a]}R_1 = \frac{\sum ||F_o| - |F_c||}{\sum |F_o|}$$

$$^{[b]}wR_2 = \frac{\sum w[(F_o)^2 - (F_c)^2]^2}{\sum w(F_o)^2}^{1/2}$$

Infrared spectral characterization of DAP-1:

[0166] An infrared spectrum of DAP-1 is as shown in FIG. 3. It can be seen from FIG. 3 that: characteristic peaks of organic components are stretching vibration peaks 3452, 3188, 3055, 3013, 2924, 2795 and 2706 cm^{-1} of a $-CH_2-$ group; the stretching vibration peak of NH^+ is 2606 cm^{-1} ; and the characteristic peaks of a perchlorate radical are asymmetric stretching vibration 1078 cm^{-1} and asymmetric bending vibration 627 cm^{-1} .

Thermal Stability Characterization of DAP-1:

[0167] A thermogravimetric curve of DAP-1 is as shown in FIG. 4. It can be seen from FIG. 4 that: under conditions that a sample loading amount is 3.291 mg and a heating rate is $5^\circ C./min$, the energetic compound DAP-1 of Embodiment 1 explodes at $360^\circ C.$

Differential Scanning Calorimeter (DSC) of DAP-1:

[0168] A DSC curve of DAP-1 is as shown in FIG. 5. It can be seen from FIG. 5 that: the powdery energetic compound DAP-1 in an unloaded state of Embodiment 1 is decomposed at $360^\circ C.$, and releases a large amount of heat (about 4398 J/g).

Impact, Friction, Thermal and Electrostatic Sensitivity Characterization of DAP-1:

[0169] Impact, friction and thermal sensitivity are tested according to the GJB772A-97 standard. The impact sensitivity is tested by a 601.1 explosive probability method. During the test (a hammer weight is 10 kg, and a drop height is 500 mm), the explosive probability of TNT is 9/25, but the explosive probability of DAP-1 is 0 percent. The friction sensitivity is tested by a 602.1 explosive probability method. During the test (2.45 MPa, and a swing angle of 80 degrees), the explosive probability of PETN is 2/25, but the explosive

probability of DAP-1 is 0 percent. A thermal sensitivity test method is a 606.1 burst point 5s-delay method. It measures that DAP-1 dramatically explodes at 340° C., which indicates that the burst point of DAP-1 is 340° C. An electrostatic sensitivity test method is the third section of an industrial initiating explosive material test method WJ/T 9038.3-2004: electrostatic spark sensitivity test. A half trigger voltage V_{50} of 25 mg of the test sample is 4.77 kV (a standard deviation is 0.21 kV), and half trigger energy E_{50} is 0.53 J, namely the electrostatic spark sensitivity of DAP-1 is 21.2 J.

[0170] According to a test method of Federal Institute for Material Research and Testing (BAM), the impact sensitivity of DAP-1 is about 17 J, and the friction sensitivity is about 36 N.

Detonation Heat, Detonation Pressure and Detonation Velocity Values of the Energetic Compound DAP-1 are Obtained Theoretically by the DFT:

[0171] A decomposition heat value (decomposition enthalpy value ΔH_{det}) of DAP-1 is about 1.53 kcal/g calculated on the basis of the DFT (J. Am. Chem. Soc. 2012, 134, 1422), which is higher than those of active-duty energetic materials HMX (1.26 kcal/g) and RDX (1.27 kcal/g). An energy density is 3.11 kcal/cm³ obtained by conversion of a crystal density at 223 K, which is also higher than those of the active-duty energetic materials HMX (2.38 kcal/cm³) and RDX (2.29 kcal/cm³). According to a Kamlet-Jacob formula, DAP-1 has the detonation velocity of about 8.85 km/s and the detonation pressure of about 37.31 GPa, which are comparable to corresponding values of the active-duty energetic materials (HMX: the detonation velocity of 9.10 km/s and the detonation pressure of 39.50 GPa; RDX: the detonation velocity of 8.80 km/s and the detonation pressure of 33.80 GPa).

The Amount of Gas Produced by DAP-1 Per Mole Number

[0172] For judgment on products obtained by complete explosion of the energetic material in an oxygen-free environment, according to a document (J. Am. Chem. Soc. 2012, 134, 1422; J. Phys. Chem. A. 2014, 118, 4575; Chem. Eur. J. 2016, 22, 1141), final decomposition products include gaseous substances such as nitrogen, halogen hydride, water and carbon dioxide, and solid substances such as metal chlorides and elemental carbon (if oxygen atoms are not enough to completely convert all carbon atoms into the carbon dioxide). Therefore, 1 mole of DAP-1 may produce 12 moles of gas substances after complete explosion in the oxygen-free environment, with 3 moles of elemental carbon and 1 mole of solid sodium chloride remaining. Under a condition that an enough amount of oxidant (such as commonly used NH_4ClO_4) is mixed, DAP-1 per mole produces 1 mole of solid sodium chloride residues after complete explosion.

Embodiment 2

Synthesis and Test of $(\text{C}_6\text{H}_{14}\text{N}_2)[\text{K}(\text{ClO}_4)_3]$

Synthesis Method:

[0173] 1) adding 2.24 g of 1,4-diazabicyclo[2.2.2]octane into 100 mL of water, then adding 5.74 g of a perchloric acid

solution at a mass fraction of 70 to 72 percent, and stirring the mixture at a normal temperature for 5 minutes;

[0174] 2) adding 2.77 of potassium perchlorate into 100 mL of water, and then heating and stirring the mixture to dissolve the potassium perchlorate.

[0175] 3) mixing the solutions obtained in steps 1) and 2), stirring the mixture for 30 minutes, filtering the mixture, washing residues with ethanol for three times, and performing vacuum drying on washed residues to obtain a white powdery solid that is identified as perovskite type compound $(\text{C}_6\text{H}_{14}\text{N}_2)[\text{K}(\text{ClO}_4)_3]$ (No. DAP-2) with the yield of about 90 percent.

A Powder X-Ray Diffraction Identification Diagram:

[0176] The powder X-ray diffraction diagram at the room temperature is as shown in FIG. 2, and its characteristic peak values are as shown in Table 3.

TABLE 3

Characteristic peak values of Powder X-ray diffraction of DAP-2	
$2\theta/^\circ$	$d/\text{\AA}$
11.9	7.43
12.2	7.28
17.3	5.12
21.3	4.17
23.8	3.73
24.63	3.61
27.6	3.23
35.2	2.55
36.9	2.43
37.4	2.40

Single-Crystal Structure Characterization Test:

[0177] Detailed crystal test data are as shown in Table 4.

TABLE 4

Single-crystal X-ray crystallographic data for DAP-2	
Complex	DAP-2
Formula	$\text{C}_6\text{H}_{14}\text{Cl}_3\text{N}_2\text{KO}_{12}$
Formula weight	451.64
Temperature (K)	223 (2)
Crystal system	Cubic
Space group	Pa-3
$a/\text{\AA}$	14.2910 (1)
$V/\text{\AA}^3$	2918.69 (4)
Z	8
$D_c/\text{g cm}^{-3}$	2.056
reflections collected	5749
unique reflections	1254
R_{int}	0.0348
$R_1 [I > 2\sigma(I)]^{[a]}$	0.0285
$wR_2 [I > 2\sigma(I)]^{[b]}$	0.0691
R_1 (all data)	0.0394
wR_2 (all data)	0.0761
GOF on F^2	1.100
Completeness (data)	0.999

$$^{[a]}R_1 = \frac{\sum |F_o| - |F_c|}{\sum |F_o|}$$

$$^{[b]}wR_2 = \left\{ \frac{\sum w(F_o)^2 - (F_c)^2}{\sum w(F_o)^2} \right\}^{1/2}$$

Thermal Stability Characterization of DAP-2:

[0178] A thermogravimetric curve of DAP-2 is as shown in FIG. 6. It can be seen from FIG. 6 that: under conditions

that a sample loading amount is 6.65 mg and a heating rate is 5° C./min, the energetic compound DAP-2 of Embodiment 2 explodes at 362° C.

Differential Scanning Calorimeter (DSC) of DAP-2:

[0179] A DSC curve of DAP-2 is as shown in FIG. 7. It can be seen from FIG. 7 that: the powdery energetic compound DAP-2 in an unloaded state of Embodiment 2 is decomposed at 377° C., and releases a large amount of heat (about 4076 J/g).

Impact and Friction Sensitivity Characterization of DAP-2:

[0180] According to a test method of a Federal Institute for Material Research and Testing (BAM), the impact sensitivity of DAP-2 is about 16 J, and the friction sensitivity is about 42 N.

Detonation Heat, Detonation Pressure and Detonation Velocity Values of the Energetic Compound DAP-2 Obtained Theoretically by the DFT:

[0181] A decomposition heat value (decomposition enthalpy value ΔH_{det}) of DAP-2 is about 1.46 kcal/g calculated on the basis of the DFT (J. Am. Chem. Soc. 2012, 134, 1422), which is higher than those of active-duty energetic materials HMX (1.26 kcal/g) and RDX (1.27 kcal/g). An energy density is 3.01 kcal/cm³ obtained by conversion of a crystal density at 223 K, which is also higher than those of the active-duty energetic materials HMX (2.38 kcal/cm³) and RDX (2.29 kcal/cm³). According to a Kamlet-Jacob formula, DAP-2 has the detonation velocity of about 8.64 km/s and the detonation pressure of about 35.73 GPa.

The Amount of Gas Produced by DAP-2 Per Mole Number

[0182] For judgment on products obtained by complete explosion of the energetic material in an oxygen-free environment, according to a document (J. Am. Chem. Soc. 2012, 134, 1422; J. Phys. Chem. A. 2014, 118, 4575; Chem. Eur. J. 2016, 22, 1141), final decomposition products include gaseous substances such as nitrogen, halogen hydride, water and carbon dioxide, and solid substances such as metal chlorides and elemental carbon (if oxygen atoms are not enough to completely convert all carbon atoms into the carbon dioxide). Therefore, 1 mole of DAP-2 may produce 12 moles of gas substances after complete explosion in the oxygen-free environment, with 3 moles of elemental carbon and 1 mole of solid potassium chloride remaining. Under a condition that an enough amount of oxidant (such as commonly used NH₄ClO₄) is mixed, DAP-2 per mole produces 1 mole of solid potassium chloride residues after complete explosion.

Embodiment 3

Synthesis and Test of (C₆H₁₄N₂)[Rb(ClO₄)₃]

Synthesis Method:

[0183] 1) adding 2.24 g of 1,4-diazabicyclo[2.2.2]octane into 100 mL of water, then adding 5.74 g of a perchloric acid solution at a mass fraction of 70 to 72 percent, and stirring the mixture at a normal temperature for 5 minutes;

[0184] 2) adding 3.70 of rubidium perchlorate into 100 mL of water, and then heating and stirring the mixture to dissolve the rubidium perchlorate;

[0185] 3) mixing the solutions obtained in steps 1) and 2), stirring the mixture for 30 minutes, filtering the mixture, washing residues with ethanol for three times, and performing vacuum drying on the washed residues to obtain a white powdery solid that is identified as perovskite type compound (C₆H₁₄N₂)[Rb(ClO₄)₃] (No. DAP-3) with the yield of about 85 percent.

A Powder X-Ray Diffraction Identification Diagram:

[0186] The powder X-ray diffraction diagram at the room temperature is as shown in FIG. 2, and its characteristic peak values are as shown in Table 5.

TABLE 5

Characteristic peak values of powder X-ray diffraction of DAP-3	
2θ/°	d/Å
12.0	7.36
17.1	5.19
21.0	4.23
23.6	3.77
24.3	3.66
27.3	3.27
27.0	2.98
34.7	2.58
36.4	2.47
36.9	2.43
39.0	2.31

Single-Crystal Structure Characterization Test:

[0187] Detailed crystal test data are as shown in Table 6.

TABLE 6

Single-crystal X-ray crystallographic data for DAP-3	
Complex	DAP-3
Formula	C ₆ H ₁₄ Cl ₃ N ₂ RbO ₁₂
Formula weight	498.01
Temperature (K)	223 (2)
Crystal system	Cubic
Space group	Pa-3
a/Å	14.453 (2)
V/Å ³	3018.9 (7)
Z	8
D _c /Ig cm ⁻³	2.191
reflections collected	14540
unique reflections	978
R _{int}	0.0463
R ₁ [I > 2σ(I)] ^[a]	0.0254
wR ₂ [I > 2σ(I)] ^[b]	0.0669
R ₁ (all data)	0.0262
wR ₂ (all data)	0.0676
GOF on F ²	1.078
Completeness (data)	0.996

$$^{[a]}R_1 = \frac{\sum |F_o| - |F_c|}{\sum |F_o|}$$

$$^{[b]}wR_2 = \left\{ \frac{\sum w(F_o)^2 - (F_c)^2}{\sum w(F_o)^2} \right\}^{1/2}$$

Thermal Stability Characterization of DAP-3:

[0188] A thermogravimetric curve of DAP-3 is as shown in FIG. 8. It can be seen from FIG. 8 that: under conditions

that a sample loading amount is 4.45 mg and a heating rate is 5° C./min, the energetic compound DAP-3 of Embodiment 3 explodes at 343° C.

Differential Scanning Calorimeter (DSC) of DAP-3:

[0189] A DSC curve of DAP-3 is as shown in FIG. 9. It can be seen from FIG. 9 that: the powdery energetic compound DAP-3 in an unloaded state of Embodiment 3 is decomposed at 369° C., and releases a large amount of heat (about 3797 J/g).

Impact and Friction Sensitivity Characterization of DAP-3:

[0190] According to a test method of a Federal Institute for Material Research and Testing (BAM), the impact sensitivity of DAP-3 is about 22 J, and the friction sensitivity is about 28 N.

Detonation Heat, Detonation Pressure and Detonation Velocity Values of the Energetic Compound DAP-3 Obtained Theoretically by the DFT:

[0191] A decomposition heat value (decomposition enthalpy value ΔH_{det}) of DAP-3 is about 1.33 kcal/g calculated on the basis of the DFT (J. Am. Chem. Soc. 2012, 134, 1422), which is higher than those of active-duty energetic materials HMX (1.26 kcal/g) and RDX (1.27 kcal/g). An energy density is 2.92 kcal/cm³ obtained by conversion of a crystal density at 223 K, which is also higher than those of the active-duty energetic materials HMX (2.38 kcal/l cm³) and RDX (2.29 kcal/l cm³). According to a Kamlet-Jacob formula, DAP-3 has the detonation velocity of about 8.43 km/s and the detonation pressure of about 35.14 GPa.

The Amount of Gas Produced by DAP-3 Per Mole Number

[0192] For judgment on products obtained by complete explosion of the energetic material in an oxygen-free environment, according to a document (J. Am. Chem. Soc. 2012, 134, 1422; J. Phys. Chem. A. 2014, 118, 4575; Chem. Eur. J. 2016, 22, 1141), final decomposition products include gaseous substances such as nitrogen, halogen hydride, water and carbon dioxide, and solid substances such as metal chlorides and elemental carbon (if oxygen atoms are not enough to completely convert all carbon atoms into the carbon dioxide). Therefore, 1 mole of DAP-3 may produce 12 moles of gas substances after complete explosion in the oxygen-free environment, with 3 moles of elemental carbon and 1 mole of solid rubidium chloride remaining. Under a condition that an enough amount of oxidant (such as commonly used NH_4ClO_4) is mixed, DAP-3 per mole produces 1 mole of solid rubidium chloride residues after complete explosion.

Embodiment 4

Synthesis and Test of $(\text{C}_6\text{H}_{14}\text{N}_2)[\text{NH}_4(\text{ClO}_4)_3]$

Synthesis Method:

[0193] 1) adding 2.24 g of 1,4-diazabicyclo[2.2.2]octane into 5 mL of water, then adding 5.74 g of a perchloric acid solution at a mass fraction of 70 to 72 percent, and stirring the mixture at a normal temperature for 5 minutes;

[0194] 2) adding 2.35 g of ammonium perchlorate into 10 mL of water, and then stirring the mixture at the normal temperature to dissolve the ammonium perchlorate;

[0195] 3) mixing the solutions obtained in steps 1) and 2), stirring the mixture for 10 minutes, filtering the mixture, washing residues with ethanol for three times, and performing vacuum drying on washed residues to obtain a white powdery solid that is identified as perovskite type compound $(\text{C}_6\text{H}_{14}\text{N}_2)[\text{NH}_4(\text{ClO}_4)_3]$ (No. DAP-4) with the yield of about 90 percent.

A Powder X-Ray Diffraction Identification Diagram:

[0196] The powder X-ray diffraction diagram at the room temperature is as shown in FIG. 2, and its characteristic peak values are as shown in Table 7.

TABLE 7

Characteristic peak values of powder X-ray diffraction of DAP-4	
2θ/°	d/Å
12.0	7.35
21.0	4.22
22.0	4.05
23.5	3.78
23.7	3.75
24.4	3.65
27.3	3.26
34.8	2.58
36.5	2.46
37.0	2.43

Single-Crystal Structure Characterization Test:

[0197] Detailed crystal test data are as shown in Table 8.

TABLE 8

Crystal test data of DAP-4	
Complex	DAP-4
Formula	$\text{C}_6\text{H}_{18}\text{Cl}_3\text{N}_3\text{O}_{12}$
Formula weight	430.56
Temperature (K)	223 (2)
Crystal system	Cubic
Space group	Pa-3
a/Å	14.4264 (1)
V/Å ³	3002.44 (4)
Z	8
D _c /g cm ⁻³	1.887
reflections collected	13016
unique reflections	1609
R _{int}	0.0353
R ₁ [I > 2σ(I)] ^[a]	0.0323
wR ₂ [I > 2σ(I)] ^[b]	0.1127
R ₁ (all data)	0.0378
wR ₂ (all data)	0.1167
GOF on F ²	0.9792
Completeness (data)	1.000

$$^{\text{[a]}}R_1 = \frac{\sum |F_o| - |F_c|}{\sum |F_o|}$$

$$^{\text{[b]}}wR_2 = \frac{\{\sum w[(F_o)^2 - (F_c)^2]^2 / \sum w(F_o)^2\}^{1/2}}$$

Thermal Stability Characterization of DAP-4:

[0198] A thermogravimetric curve of DAP-4 is as shown in FIG. 10. It can be seen from FIG. 10 that: under conditions that a sample loading amount is 4.825 mg and a

heating rate is 5° C./min, the energetic compound DAP-4 of Embodiment 4 explodes at 370° C.

Differential Scanning Calorimeter (DSC) of DAP-4:

[0199] A DSC curve of DAP-4 is as shown in FIG. 11. It can be seen from FIG. 11 that: the powdery energetic compound DAP-4 in an unloaded state of Embodiment 4 is decomposed at 364° C., and releases a large amount of heat (about 5177 J/g).

Impact and Friction Sensitivity Characterization of DAP-4:

[0200] According to a test method of a Federal Institute for Material Research and Testing (BAM), the impact sensitivity of DAP-4 is about 23 J, and the friction sensitivity is about 36 N.

The Amount of Gas Produced by DAP-4 Per Mole Number

[0201] For judgment on products obtained by complete explosion of the energetic material in an oxygen-free environment, according to a document (J. Am. Chem. Soc. 2012, 134, 1422; J. Phys. Chem. A. 2014, 118, 4575; Chem. Eur. J. 2016, 22, 1141), final decomposition products include gaseous substances such as nitrogen, halogen hydride, water and carbon dioxide, and solid substances such as elemental carbon (if oxygen atoms are not enough to completely convert all carbon atoms into the carbon dioxide). Therefore, 1 mole of DAP-4 may produce 14.25 moles of gas substances after complete explosion in the oxygen-free environment, with 3.75 moles of elemental carbon remaining. Under a condition that an enough amount of oxidant (such as commonly used NH_4ClO_4) is mixed, DAP-4 produces no solid residues after complete explosion.

Embodiment 5

Synthesis and Test of $(\text{C}_6\text{H}_{14}\text{N}_2\text{O}_2)[\text{K}(\text{ClO}_4)_3]$

Synthesis Method:

[0202] 1) putting 1.01 g of 1,4-diazabicyclo[2.2.2]octane into a flask, gradually adding 6.0 g of hydrogen peroxide at a mass fraction of 30 percent for full reaction, thus obtaining an aqueous solution of 1,4-diazabicyclo[2.2.2]octane 1,4-dioxide, then adding 2.64 g of a perchloric acid solution at a mass fraction of 70 to 72 percent, and stirring the mixture for 20 minutes;

[0203] 2) adding 0.42 g of potassium perchlorate into 20 mL of water, then heating the mixture until it is boiling, and stirring the mixture to dissolve the potassium perchlorate;

[0204] 3) mixing the solutions obtained in steps 1) and 2), stirring the mixture for 10 minutes, and standing the mixture to gradually produce crystals; filtering the crystals, and washing residues with ethanol for three times; and performing vacuum drying on washed residues to obtain a white powdery solid that is identified as perovskite type compound $(\text{C}_6\text{H}_{14}\text{N}_2\text{O}_2)[\text{K}(\text{ClO}_4)_3]$ (DAP-O22) at the yield of about 55 percent.

A Powder X-Ray Diffraction Identification Diagram:

[0205] The powder X-ray diffraction diagram at the room temperature is as shown in FIG. 2, and its characteristic peak values are as shown in Table 9.

TABLE 9

Characteristic peak values of powder X-ray diffraction of DAP-O22	
2θ/°	d/Å
11.9	7.41
17.0	5.22
20.8	4.26
24.1	3.69
27.0	3.29
28.2	3.16
34.4	2.60
36.1	2.49
36.6	2.45
38.4	2.34

Single-Crystal Structure Characterization Test:

[0206] Detailed crystal test data are as shown in Table 10.

TABLE 10

Crystal test data of DAP-O22	
Complex	DAP-O22
Formula	$\text{C}_6\text{H}_{14}\text{Cl}_3\text{N}_2\text{KO}_{14}$
Formula weight	469.53
Temperature (K)	298 (2)
Crystal system	Cubic
Space group	Fm-3c
a/Å	14.745 (3)
V/Å ³	3205.78
Z	8
D _c /g cm ⁻³	1.946
reflections collected	606
unique reflections	154
R _{int}	0.0265
R ₁ [I > 2σ(I)] ^[a]	0.0427
wR ₂ [I > 2σ(I)] ^[b]	0.1022
R ₁ (all data)	0.0658
wR ₂ (all data)	0.1172
GOF on F ²	1.066
Completeness (data)	0.911

$$^{[a]}R_1 = \frac{\sum |F_o| - |F_c|}{\sum |F_o|}$$

$$^{[b]}wR_2 = \left\{ \frac{\sum w(F_o)^2 - (F_c)^2}{\sum w(F_o)^2} \right\}^{1/2}$$

Thermal Stability Characterization of DAP-O22:

[0207] A thermogravimetric curve of DAP-O22 is as shown in FIG. 12. It can be seen from FIG. 12 that: under conditions that a sample loading amount is 4.175 mg and a heating rate is 5° C./min, the energetic compound DAP-O22 of Embodiment 5 is decomposed at 354° C.

Differential Scanning Calorimeter (DSC) of DAP-O22:

[0208] A DSC curve of DAP-O22 is as shown in FIG. 13. It can be seen from FIG. 13 that: the powdery energetic compound DAP-O22 in an unloaded state of Embodiment 5 is decomposed at 358° C., and releases a large amount of heat (about 5424 J/g).

Impact and Friction Sensitivity Characterization of DAP-O22:

[0209] According to a test method of a Federal Institute for Material Research and Testing (BAM), the impact sensitivity of DAP-O22 is about 11 J, and the friction sensitivity is about 14 N.

The Amount of Gas Produced by DAP-O22 Per Mole Number

[0210] For judgment on products obtained by complete explosion of the energetic material in an oxygen-free environment, according to a document (J. Am. Chem. Soc. 2012, 134, 1422; J. Phys. Chem. A. 2014, 118, 4575; Chem. Eur. J. 2016, 22, 1141), final decomposition products include gaseous substances such as nitrogen, halogen hydride, water and carbon dioxide, and solid substances such as metal chlorides and elemental carbon (if oxygen atoms are not enough to completely convert all carbon atoms into the carbon dioxide). Therefore, 1 mole of DAP-O22 may produce 13 moles of gas substances after complete explosion in the oxygen-free environment, with 2 moles of elemental carbon and 1 mole of solid potassium chloride remaining. Under a condition that an enough amount of oxidant (such as commonly used NH_4ClO_4) is mixed, DAP-O22 per mole produces 1 mole of solid potassium chloride residues after complete explosion.

Embodiment 6

Synthesis and Test of $(\text{C}_6\text{H}_{14}\text{N}_2\text{O})[\text{K}(\text{ClO}_4)_3]$

Synthesis Method:

[0211] 1) putting 1.01 g of 1,4-diazabicyclo[2.2.2]octane into a flask for continuous ice bathing, gradually and slowly adding 2.0 g of hydrogen peroxide at a mass fraction of 30 percent, thus obtaining an aqueous solution of 1,4-diazabicyclo[2.2.2]octane 1-oxide, then adding 2.64 g of a perchloric acid solution at a mass fraction of 70 to 72 percent, and stirring the mixture for 20 minutes;

[0212] 2) adding 0.42 g of potassium perchlorate into 20 mL of water, then heating the mixture until it is boiling, and stirring the mixture to dissolve the potassium perchlorate;

[0213] 3) mixing the solutions obtained in steps 1) and 2), stirring the mixture for 10 minutes and standing the mixture to gradually produce crystals; filtering the crystals, and washing residues with ethanol for three times, and performing vacuum drying on the washed residues to obtain a white powdery solid that is identified as perovskite type compound $(\text{C}_6\text{H}_{14}\text{N}_2\text{O})[\text{K}(\text{ClO}_4)_3]$ (DAP-O12) with the yield of about 30 percent.

A Powder X-Ray Diffraction Identification Graph:

[0214] The powder X-ray diffraction graph at the room temperature is as shown in FIG. 2, and its characteristic peak values are as shown in Table 11.

TABLE 11

Characteristic peak values of powder X-ray diffraction of DAP-O12	
$2\theta/^\circ$	$d/\text{\AA}$
12.1	7.33
17.1	5.18
21.1	4.22
24.4	3.64
27.3	3.26
28.2	3.17
34.8	2.58
36.5	2.46
37.1	2.42

TABLE 11-continued

Characteristic peak values of powder X-ray diffraction of DAP-O12	
$2\theta/^\circ$	$d/\text{\AA}$
38.4	2.34
39.8	2.26

The Amount of Gas Produced by DAP-O12 Per Mole Number

[0215] For judgment on products obtained by complete explosion of the energetic material in an oxygen-free environment, according to a document (J. Am. Chem. Soc. 2012, 134, 1422; J. Phys. Chem. A. 2014, 118, 4575; Chem. Eur. J. 2016, 22, 1141), final decomposition products include gaseous substances such as nitrogen, halogen hydride, water and carbon dioxide, and solid substances such as metal chlorides and elemental carbon (if oxygen atoms are not enough to completely convert all carbon atoms into the carbon dioxide). Therefore, 1 mole of DAP-O12 may produce 12.5 moles of gas substances after complete explosion in the oxygen-free environment, with 2.5 moles of elemental carbon and 1 mole of solid potassium chloride remaining. Under a condition that an enough amount of oxidant (such as commonly used NH_4ClO_4) is mixed, DAP-O12 per mole produces 1 mole of solid potassium chloride residues after complete explosion.

Embodiment 7

Synthesis and Test of $(\text{C}_6\text{H}_{14}\text{N}_2\text{O}_2)[\text{NH}_4(\text{ClO}_4)_3]$

Synthesis Method:

[0216] 1) putting 0.34 g of 1,4-diazabicyclo[2.2.2]octane into a flask, gradually and slowly adding 0.69 g of hydrogen peroxide at a mass fraction of 30 percent at a normal temperature, thus obtaining an aqueous solution of 1,4-diazabicyclo[2.2.2]octane 1,4-dioxide, then adding 0.86 g of a perchloric acid solution at a mass fraction of 70 to 72 percent, and stirring the mixture for 20 minutes;

[0217] 2) adding 0.41 g of potassium perchlorate into 20 mL of water, stirring the mixture to dissolve the potassium perchlorate;

[0218] 3) mixing the solutions obtained in steps 1) and 2), stirring the mixture for 10 minutes, and standing the mixture to gradually produce crystals; filtering the crystals, and washing residues with ethanol for three times; and performing vacuum drying on the washed residues to obtain a white powdery solid that is identified as perovskite type compound $(\text{C}_6\text{H}_{14}\text{N}_2\text{O}_2)[\text{NH}_4(\text{ClO}_4)_3]$ (DAP-O24) at the yield of about 30 percent.

A Powder X-Ray Diffraction Identification Diagram:

[0219] The powder X-ray diffraction diagram at the room temperature is as shown in FIG. 2, and its characteristic peak values are as shown in Table 12.

TABLE 12

Characteristic peak values of powder X-ray diffraction of DAP-O24	
2θ/°	d/Å
11.9	7.46
20.8	4.27
23.4	3.80
24.0	3.70
27.0	3.30
29.6	3.02
34.4	2.61
36.0	2.49
36.5	2.46
38.4	2.34

Differential Scanning Calorimeter (DSC) of DAP-O24:

[0220] A DSC curve of DAP-O24 is as shown in FIG. 14. It can be seen from FIG. 14 that: the powdery energetic compound DAP-O24 in an unloaded state of Embodiment 7 is decomposed at 357° C., and releases a large amount of heat (about 4632 J/g).

Impact and Friction Sensitivity Characterization of DAP-O24:

[0221] According to a test method of a Federal Institute for Material Research and Testing (BAM), the impact sensitivity of DAP-O24 is about 4 J, and the friction sensitivity is about 32 N.

The Amount of Gas Produced by DAP-O24 Per Mole Number

[0222] For judgment on products obtained by complete explosion of the energetic material in an oxygen-free environment, according to a document (J. Am. Chem. Soc. 2012, 134, 1422; J. Phys. Chem. A. 2014, 118, 4575; Chem. Eur. J. 2016, 22, 1141), final decomposition products include gaseous substances such as nitrogen, halogen hydride, water and carbon dioxide, and solid substances such as elemental carbon (if oxygen atoms are not enough to completely convert all carbon atoms into the carbon dioxide). Therefore, 1 mole of DAP-O24 may produce 15.25 moles of gas substances after complete explosion in the oxygen-free environment, with 2.75 moles of elemental carbon remaining. Under a condition that an enough amount of oxidant (such as commonly used NH₄ClO₄) is mixed, DAP-O24 produces no solid residues after complete explosion.

Embodiment 8

Synthesis and Test of (C₄H₁₂N₂)[Na(ClO₄)₃]

Synthesis Method:

[0223] 1) adding 0.87 g of piperazine into 6 mL of water, then adding 1.7 mL of a perchloric acid solution at a mass fraction of 70 to 72 percent, and stirring the mixture at a normal temperature for 5 minutes;

[0224] 2) adding 1.24 g of sodium perchlorate into 7 mL of water, stirring the mixture at the normal temperature to dissolve the sodium perchlorate;

[0225] 3) mixing the solutions obtained in steps 1) and 2); heating the mixture to concentrate it; stirring the concen-

trated mixture for 30 minutes; filtering the mixture, and washing residues with ethanol for three times; and performing vacuum drying on the residues to obtain a white powdery solid that is identified as perovskite type compound (C₄H₁₂N₂)[Na(ClO₄)₃] (No. PAP-1) with the yield of about 50 percent.

A Powder X-Ray Diffraction Identification Diagram:

[0226] The powder X-ray diffraction diagram at the room temperature is as shown in FIG. 15, and its characteristic peak values are as shown in Table 13.

TABLE 13

Characteristic peak values of powder X-ray diffraction of PAP-1	
2θ/°	d/Å
12.6	7.01
21.7	4.09
22.4	3.96
22.7	3.92
24.0	3.70
25.4	3.51
26.8	3.32
27.2	3.27
37.7	2.38
38.4	2.34

Single-Crystal Structure Characterization Test:

[0227] Detailed crystal test data are as shown in Table 14.

TABLE 14

Crystal test data of PAP-1	
Complex	PAP-1
Formula	C ₄ H ₁₂ Cl ₃ N ₂ NaO ₁₂
Formula weight	409.49
Temperature (K)	298 (2)
Crystal system	Monoclinic
Space group	P2 ₁ /c
a/Å	10.1689 (4)
b/Å	9.7312 (4)
c/Å	13.2985 (6)
β/°	91.993 (4)
V/Å ³	1315.17 (9)
Z	4
D _c /g cm ⁻³	2.068
reflections collected	11329
unique reflections	2722
R _{int}	0.1187
R ₁ [I > 2σ(I)] ^[a]	0.0731
wR ₂ [I > 2σ(I)] ^[b]	0.2007
R ₁ (all data)	0.0788
wR ₂ (all data)	0.2103
GOOF on F ²	1.0292
Completeness (data)	0.9742

$$^{[a]}R_1 = \frac{\sum |F_o| - |F_c|}{\sum |F_o|}$$

$$^{[b]}wR_2 = \left\{ \frac{\sum w(F_o)^2 - (F_c)^2}{\sum w(F_o)^2} \right\}^{1/2}$$

Thermal Stability Characterization of PAP-1:

[0228] A thermogravimetric curve of PAP-1 is as shown in FIG. 16. It can be seen from FIG. 16 that: under conditions that a sample loading amount is 2.23 mg and a heating rate is 5° C./min, the energetic compound PAP-1 of Embodiment 8 explodes at 367° C.

Differential Scanning Calorimeter (DSC) of PAP-1:

[0229] A DSC curve of PAP-1 is as shown in FIG. 17. It can be seen from FIG. 17 that: the powdery energetic compound PAP-1 in an unloaded state of Embodiment 8 is decomposed at 375° C., and releases a large amount of heat (about 4685 J/g).

The Amount of Gas Produced by PAP-1 Per Mole Number

[0230] For judgment on products obtained by complete explosion of the energetic material in an oxygen-free environment, according to a document (J. Am. Chem. Soc. 2012, 134, 1422; J. Phys. Chem. A. 2014, 118, 4575; Chem. Eur. J. 2016, 22, 1141), final decomposition products include gaseous substances such as nitrogen, halogen hydride, water and carbon dioxide, and solid substances such as metal chlorides and elemental carbon (if oxygen atoms are not enough to completely convert all carbon atoms into the carbon dioxide). Therefore, 1 mole of PAP-1 may produce 11.5 moles of gas substances after complete explosion in the oxygen-free environment, with 0.5 moles of elemental carbon and 1 mole of solid sodium chloride remaining. Under a condition that an enough amount of oxidant (such as commonly used NH_4ClO_4) is mixed, PAP-1 per mole produces 1 mole of solid sodium chloride residues after complete explosion.

Embodiment 9

Synthesis and Test of $(\text{C}_4\text{H}_{12}\text{N}_2)[\text{NH}_4(\text{ClO}_4)_3]$

Synthesis Method:

[0231] 1) adding 0.8 mL of ammonia water into 0.9 mL of a perchloric acid solution at a mass fraction of 70 to 72 percent, stirring the mixture at a normal temperature for 5 minutes, and then adding 1.6 mL of the perchloric acid solution at the mass fraction of 70 to 72 percent;

[0232] 2) adding a proper amount of water into 0.87 g of piperazine, and stirring at the normal temperature to dissolve the piperazine;

[0233] 3) mixing the solutions obtained in steps 1) and 2); heating the mixture to concentrate it; and stirring the concentrated mixture for 30 minutes; filtering the mixture, and washing residues with ethanol for three times; and performing vacuum drying on the washed residues to obtain a white powdery solid that is identified as perovskite type compound $(\text{C}_4\text{H}_{12}\text{N}_2)[\text{NH}_4(\text{ClO}_4)_3]$ (No. PAP-4) with the yield of about 40 percent.

Differential Scanning Calorimeter (DSC) of PAP-4:

[0234] A DSC curve of PAP-1 is as shown in FIG. 18. It can be seen from FIG. 18 that: the powdery energetic compound PAP-4 in an unloaded state of Embodiment 9 is decomposed at 356° C. (released heat is about 3780 J/g).

The Amount of Gas Produced by PAP-4 Per Mole Number

[0235] For judgment on products obtained by complete explosion of the energetic material in an oxygen-free environment, according to a document (J. Am. Chem. Soc. 2012, 134, 1422; J. Phys. Chem. A. 2014, 118, 4575; Chem. Eur. J. 2016, 22, 1141), final decomposition products include gaseous substances such as nitrogen, halogen hydride, water and carbon dioxide, and solid substances such as metal

chlorides and elemental carbon (if oxygen atoms are not enough to completely convert all carbon atoms into the carbon dioxide). Therefore, 1 mole of PAP-4 may produce 13.75 moles of gas substances after complete explosion in the oxygen-free environment, with 1.25 moles of elemental carbon remaining. Under a condition that an enough amount of oxidant (such as commonly used NH_4ClO_4) is mixed, PAP-4 per mole produces no solid residues after complete explosion.

Embodiment 10

Synthesis and Test of $(\text{C}_6\text{H}_{14}\text{N}_2)[\text{K}(\text{NO}_3)_3]$

Synthesis Method:

[0236] 1) adding 1.12 g of 1,4-diazabicyclo[2.2.2]octane into a proper amount of water, then adding 1.4 mL of a nitric acid solution at a mass fraction of 65 percent, and stirring the mixture at a normal temperature for 5 minutes;

[0237] 2) adding 1.01 g of potassium nitrate into a proper amount of water, and stirring the mixture at the normal temperature to dissolve the potassium nitrate;

[0238] 3) mixing the solutions obtained in steps 1) and 2), stirring and filtering the mixture, washing residues with ethanol for three times, and performing vacuum drying on the washed residues to obtain a white powdery solid that is identified as perovskite type compound $(\text{C}_6\text{H}_{14}\text{N}_2)[\text{K}(\text{NO}_3)_3]$ (No. DAN-2) at the yield of about 50 percent.

A Powder X-Ray Diffraction Identification Diagram:

[0239] The powder X-ray diffraction diagram at the room temperature is as shown in FIG. 19, and its characteristic peak values are as shown in Table 15.

TABLE 15

Characteristic peak values of powder X-ray diffraction of DAN-2	
$2\theta/^\circ$	$d/\text{Å}$
12.6	7.01
17.9	4.94
22.0	4.03
25.5	3.49
28.6	3.12
31.3	2.85
36.4	2.47
38.7	2.32
40.9	2.21
43.0	2.10

Single-Crystal Structure Characterization Test:

[0240] Detailed crystal test data are as shown in Table 16.

TABLE 16

Single-crystal X-ray crystallographic data for DAN-2	
Complex	DAN-2
Formula	$\text{C}_6\text{H}_{14}\text{N}_2\text{K}_2\text{O}_9$
Formula weight	339.32
Temperature (K)	298 (2)
Crystal system	Cubic
Space group	Pm-3m
$a/\text{Å}$	6.9512 (1)

TABLE 16-continued

Single-crystal X-ray crystallographic data for DAN-2	
Complex	DAN-2
V/Å ³	335.88 (2)
Z	1
D _c /g cm ⁻³	1.678
reflections collected	1919
unique reflections	102
R _{int}	0.0684
R ₁ [I > 2σ(I)] ^[a]	0.0648
wR ₂ [I > 2σ(I)] ^[b]	0.1700
R ₁ (all data)	0.0649
wR ₂ (all data)	0.1702
GOF on F ²	1.046
Completeness (data)	0.989

$$^{[a]}R_1 = \frac{\sum |F_o| - |F_c|}{\sum |F_o|}$$

$$^{[b]}wR_2 = \left\{ \frac{\sum w(F_o)^2 - (F_c)^2}{\sum w(F_o)^2} \right\}^{1/2}$$

Infrared Spectral Characterization of DAN-2:

[0241] An infrared spectrum of DAN-2 is as shown in FIG. 20. It can be seen from FIG. 20 that: characteristic peaks of a nitrate radical are asymmetric stretching vibration 1385 cm⁻¹ and asymmetric bending vibration 852 cm⁻¹.

Thermal Stability Characterization of DAN-2:

[0242] A thermogravimetric curve of DAN-2 is as shown in FIG. 21. It can be seen from FIG. 21 that: under conditions that a sample loading amount is 3.33 mg and a heating rate is 5° C./min, the energetic compound DAN-2 of Embodiment 10 starts to be decomposed at 177° C.

Differential Scanning Calorimeter (DSC) of DAN-2:

[0243] A DSC curve of DAN-2 is as shown in FIG. 22. It can be seen from FIG. 22 that: the powdery energetic compound DAN-2 in an unloaded state of Embodiment 10 is gradually decomposed at 177° C. (released heat is about 1222 J/g).

Impact and Friction Sensitivity Characterization of DAN-2:

[0244] According to a test method of a Federal Institute for Material Research and Testing (BAM), the impact sensitivity of DAN-2 is about 29 J, and the friction sensitivity is about 360 N.

Embodiment 11

Synthesis and Test of (C₆H₁₄N₂)[NH₄(NO₃)₃]

Synthesis Method:

[0245] 1) adding 2.0 mL of a nitric acid solution at a mass fraction of 65 percent into 0.78 mL of ammonia water at a mass fraction of 28 percent, and stirring the mixture at a normal temperature;

[0246] 2) adding 1.14 g of 1,4-diazabicyclo[2.2.2]octane into a proper amount of water, and stirring the mixture at the normal temperature to dissolve the 1,4-diazabicyclo[2.2.2]octane;

[0247] 3) mixing the solutions obtained in steps 1) and 2), stirring and filtering, washing residues with ethanol for three times, and performing vacuum drying on the washed residues to obtain a white powdery solid that is identified as

hexagonal perovskite type compound (C₆H₁₄N₂)[NH₄(NO₃)₃](No. DAN-4) with the yield of about 60 percent.

A Powder X-Ray Diffraction Identification Diagram:

[0248] The powder X-ray diffraction diagram at the room temperature is as shown in FIG. 23, and its characteristic peak values are as shown in Table 17.

TABLE 17

Characteristic peak values of powder X-ray diffraction of DAN-4	
2θ/°	d/Å
10.3	8.60
17.7	5.02
20.4	4.35
23.9	3.72
24.8	3.58
27.0	3.30
29.7	3.00
30.5	2.93
32.2	2.78
37.0	2.43

Single-Crystal Structure Characterization Test:

[0249] Detailed crystal test data are as shown in Table 18.

TABLE 18

Single-crystal X-ray crystallographic data for DAN-4	
Complex	DAN-4
Formula	C ₆ H ₁₈ N ₆ O ₉
Formula weight	318.26
Temperature (K)	173 (2)
Crystal system	Hexagonal
Space group	P-62c
a/Å	10.0879 (1)
c/Å	7.1304 (1)
V/Å ³	628.41 (2)
Z	2
D _c /g cm ⁻³	1.682
reflections collected	10135
unique reflections	484
R _{int}	0.0825
R ₁ [I > 2σ(I)] ^[a]	0.0395
wR ₂ [I > 2σ(I)] ^[b]	0.1235
R ₁ (all data)	0.0395
wR ₂ (all data)	0.1235
GOF on F ²	1.211
Completeness (data)	1.000

$$^{[a]}R_1 = \frac{\sum |F_o| - |F_c|}{\sum |F_o|}$$

$$^{[b]}wR_2 = \left\{ \frac{\sum w(F_o)^2 - (F_c)^2}{\sum w(F_o)^2} \right\}^{1/2}$$

Thermal Stability Characterization of DAN-4:

[0250] A thermogravimetric curve of DAN-4 is as shown in FIG. 24. It can be seen from FIG. 24 that: under conditions that a sample loading amount is 6.42 mg and a heating rate is 5° C./min, the energetic compound DAN-4 of Embodiment 11 starts to be decomposed at 167° C.

Differential Scanning Calorimeter (DSC) of DAN-4:

[0251] A DSC curve of DAN-4 is as shown in FIG. 25. It can be seen from FIG. 25 that: the powdery energetic

compound DAN-4 in an unloaded state of Embodiment 11 starts to be decomposed at 170° C. (released heat is about 1098 J/g).

The Amount of Gas Produced by DAN-4 Per Mole Number

[0252] For judgment on products obtained by complete explosion of the energetic material in an oxygen-free environment, according to a document (J. Am. Chem. Soc. 2012, 134, 1422; J. Phys. Chem. A. 2014, 118, 4575; Chem. Eur. J. 2016, 22, 1141), final decomposition products include gaseous substances such as nitrogen and water, and solid substances such as elemental carbon (considering that oxygen atoms are preferentially combined with hydrogen atoms to form water). Therefore, 1 mole of DAN-4 may produce 12 moles of gas substances after complete explosion in the oxygen-free environment, with 6 moles of elemental carbon remaining. Under a condition that an enough amount of oxidant (such as commonly used NH_4NO_3) is mixed, DAN-4 per mole produces no solid residues after complete explosion. Particularly, without halogen elements, DAN-4 does not produce hydrogen halide gas after explosion, thereby reducing characteristic signals in actual application, and relieving environmental pollution.

[0253] The perovskite-type energetic compound of the present application features high detonation heat, high energy density, high detonation velocity, high detonation pressure, high safety and extremely low impact, friction and electrostatic sensitivities, with non-volatile, non-decomposed and non-hygroscopic characteristics. The compound can be prepared in batches from cheap and readily-available raw materials through simple synthetic process which gives no by-products.

[0254] The perovskite-type energetic compound of the present application can produce some effects which are unexpected in the prior art when used as energetic materials such as explosives. Although perchlorate anion is an energetic ligand, most of the perchlorate-containing compounds at present cannot be used as practical energetic materials due to various disadvantages (see "High Energy Materials: Propellants, Explosives and Pyrotechnics", p. 28, Jai Prakash Agrawal, Wiley-VCH Press, 2010). For example, common perchlorate salts such as sodium perchlorate and lithium perchlorate are highly hygroscopic in nature, and potassium perchlorate was used as a pro-oxidant for flash bombs, but later it was found to have excessive impact sensitivity and easy to explode during transportation. The theoretical detonation heat of ammonium perchlorate, which is still classified as an explosive, is only 1972 J/g, which is far below the detonation heat level of the energetic compound of the present application. However, even if the perovskite-type compound of the present application contains such explosive ligands, it can still maintain the excellent thermal stability and non-hygroscopic characteristic, which makes it an energetic material with high safety and easy storage. At the same time, due to the rich energetic ligands, the alternatively arranged oxidizing energetic anions and reducing organic cations in the space, high crystal density, powerful instantaneous burst capability, high energy density, and high detonation heat, detonation pressure and detonation velocity, the perovskite-type energetic compound, as explosives, has made a great leap in performance compared with the prior art.

[0255] The above-mentioned embodiments are preferred implementation modes of the present application, but the

implementation modes of the present application are not limited by the above-mentioned embodiments. Any other variations, modifications, replacements, combinations and simplifications that are made without departing from the spiritual essence and theory of the present application shall all be equivalent substitute modes and fall within the protection scope of the present application.

1. Use of perovskite type compound ABX_3 as an energetic material, characterized in that the X in said perovskite type compound is at least one anionic energetic ligand.

2. The Use according to claim 1, characterized in that said X is at least one oxidizing anionic energetic ligand; preferably, said X is at least one monovalent anionic energetic ligand, and more preferably is at least one halogen-containing energetic ligand.

3. The use according to claim 1, characterized in that said anionic energetic ligand is selected from ClO_4^- , BrO_4^- , IO_4^- , NO_3^- , ONC^- and $\text{N}(\text{NO}_2)_2^-$;

preferably, said anionic energetic ligand is selected from ClO_4^- , BrO_4^- and IO_4^- , and more preferably ClO_4^- .

4. The use according to claim 1, characterized in that said A is at least one organic cation;

preferably, A is at least one reducing organic cation;

preferably, A is at least one nitrogen-containing organic cation;

preferably, A is at least one nitrogen-containing heterocycle organic cation; and

more preferably, A is at least one nitrogen-containing six-membered heterocycle organic cation.

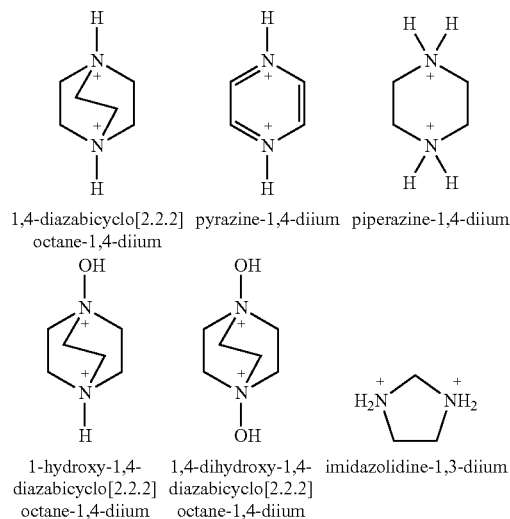
5. The use according to claim 1, characterized in that said A is at least one divalent organic cation;

preferably, A is at least one divalent nitrogen-containing organic cation;

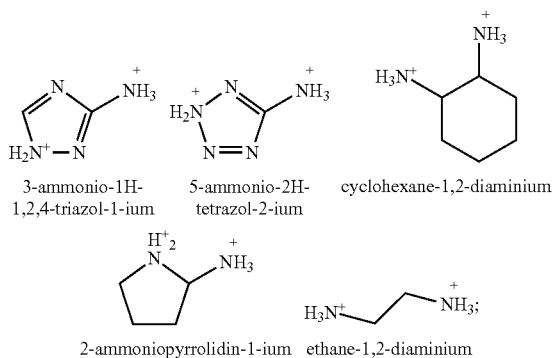
preferably, A is at least one divalent nitrogen-containing heterocycle organic cation;

more preferably, A is at least one divalent nitrogen-containing six-membered heterocycle organic cation;

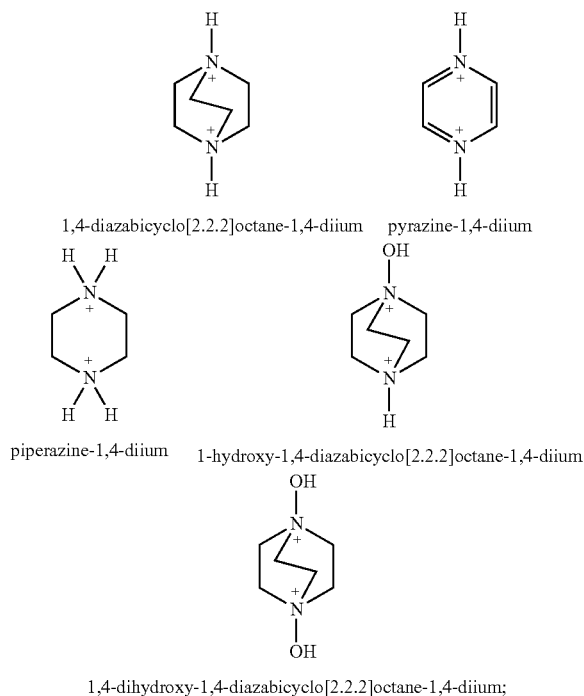
optionally, A is selected from one, two or more of the following organic cation parents and derivatives thereof:



-continued



more preferably, A is selected from one, two or more of the following organic cation parents and derivatives thereof:



preferably, said derivative is that hydrogen atoms in the organic cation parent be substituted with substituent ligand(s), simultaneously or differently; preferably, the substituent ligands are selected from methyl, ethyl, isopropyl, tertiary butyl, hydroxy, carbonyl, carboxyl, halogen, sulfhydryl, peroxy, an azo ligand and nitril.

6. The use according to claim 1, characterized in that said B is at least one of the following ions: alkali metal ion, NH_4^+ ; more preferably, said alkali metal ion is selected from one, two or more of Na^+ , K^+ , Rb^+ and Cs^+ ; further preferably, selected from one, two or more of Na^+ , K^+ and Rb^+ , and most preferably Na^+ .

7. The use according to claim 1, characterized in that in said ABX_3 ,

A is selected from one, two or more of the following: organic cations 1,4-diazabicyclo[2.2.2]oct-1,4-diiium, pyrazine-1,4-diiium, piperazine-1,4-diiium, 1-hydroxy-1,4-diazabicyclo[2.2.2]octane-1,4-diiium, 1,4-dihydroxy-1,4-diazabicyclo[2.2.2]octane-1,4-diiium and their derivatives;

B is selected from one, two or more of Na^+ , K^+ , Rb^+ and NH_4^+ ;

X is selected from one, two or more of ClO_4^- , BrO_4^- , and IO_4^- ;

preferably, A is selected from one, two or more of 1,4-diazabicyclo[2.2.2]oct-1,4-diiium, 1-hydroxy-1,4-diazabicyclo[2.2.2]octane-1,4-diiium, 1,4-dihydroxy-1,4-diazabicyclo[2.2.2]octane-1,4-diiium and their derivatives;

more preferably, A is selected from one or two of the following: organic cations 1,4-diazabicyclo[2.2.2]octane-1,4-diiium and 1,4-dihydroxy-1,4-diazabicyclo[2.2.2]octane-1,4-diiium;

more preferably, B is selected from one, two or more of Na^+ , K^+ and NH_4^+ ;

more preferably, B is selected from one or two of Na^+ and NH_4^+ ;

more preferably, B is selected from NH_4^+ ;

more preferably, X is selected from one or two or three of ClO_4^- , IO_4^- and NO_3^- ;

more preferably, X is selected from one or two of ClO_4^- and NO_3^- , or one or two of ClO_4^- and IO_4^- ; more preferably, X is selected from ClO_4^- .

8. The use according to claim 1, characterized in that when the perovskite type compound ABX_3 contains a perchlorate group, characteristic peaks of an infrared absorption spectrum of the perchlorate group are ranged from $1070\text{--}1100\text{ cm}^{-1}$ and $617\text{--}637\text{ cm}^{-1}$;

when the compound contains a nitrate group, characteristic peaks of an infrared absorption spectrum of the nitrate group are ranged from $1375\text{--}1390\text{ cm}^{-1}$ and $845\text{--}860\text{ cm}^{-1}$;

when in a cubic system, the 2θ angle locating the characteristic peaks of a powder X-ray diffraction pattern is about: $12.1\pm 0.70^\circ$, $21.1\pm 1.00^\circ$ and $24.4\pm 1.20^\circ$; further, the angle 2θ locating the characteristic peaks of a powder X-ray diffraction pattern is about: $12.1\pm 0.70^\circ$, $21.1\pm 1.00^\circ$, $24.4\pm 1.20^\circ$, $27.4\pm 1.30^\circ$ and $36.57\pm 0.88^\circ$; or

when in a monoclinic system, the 2θ angle locating the characteristic peaks of a powder X-ray diffraction pattern is about: $12.6\pm 0.5^\circ$, $21.7\pm 0.5^\circ$, $22.4\pm 0.5^\circ$, $22.7\pm 0.5^\circ$, $25.4\pm 0.5^\circ$ and $26.8\pm 0.5^\circ$; further, the angle 2θ locating the characteristic peaks of a powder X-ray diffraction pattern is about: $12.6\pm 0.5^\circ$, $21.7\pm 0.5^\circ$, $22.4\pm 0.5^\circ$, $22.7\pm 0.5^\circ$, $25.4\pm 0.5^\circ$, $26.8\pm 0.5^\circ$, $27.2\pm 0.5^\circ$, $37.7\pm 0.5^\circ$ and $38.4\pm 0.5^\circ$; or

when in a hexagonal system, the 2θ angle locating the characteristic peaks of a powder X-ray diffraction pattern is about: $17.7\pm 0.5^\circ$, $20.4\pm 0.5^\circ$, $23.9\pm 0.5^\circ$, $24.8\pm 0.5^\circ$, $29.7\pm 0.5^\circ$ and $30.5\pm 0.5^\circ$; further, the angle 2θ locating the characteristic peaks of a powder X-ray diffraction pattern is about: $10.3\pm 0.5^\circ$, $17.7\pm 0.5^\circ$, $20.4\pm 0.5^\circ$, $23.9\pm 0.5^\circ$, $24.8\pm 0.5^\circ$, $27.0\pm 0.5^\circ$, $29.7\pm 0.5^\circ$, $30.5\pm 0.5^\circ$ and $32.2\pm 0.5^\circ$ and $37.0\pm 0.5^\circ$.

9. Use of a compound obtainable by the following method as an energetic material:

adding A component, B component and X component into a liquid reaction system in any order, for reaction; the liquid reaction system is preferably polar solvent capable of dissolving the A component, the B component and the X component;

preferably, the compound is obtained by the following steps 1 to 3:

- 1) adding the A component into the polar solvent, then adding the X component, and uniformly stirring;
- 2) dissolving the B component into the polar solvent;
- 3) mixing a solution obtained in step 1) with a solution obtained in step 2) for reaction;

wherein the A component is at least one, two or more of 1,4-diazabicyclo[2.2.2]octane or a derivative thereof, pyrazine or a derivative thereof, piperazine or a derivative thereof, 1,4-diazabicyclo[2.2.2]octane 1-oxide or a derivative thereof, 1,4-diazabicyclo[2.2.2]octane 1,4-dioxide or a derivative thereof, organic salt containing a 1,4-diazabicyclo[2.2.2]octane-1,4-dium or a derivative thereof, organic salt containing a pyrazine-1,4-dium or a derivative thereof, organic salt containing a piperazine-1,4-dium or a derivative thereof, organic salt containing a 1-hydroxy-1,4-diazabicyclo[2.2.2]octane-1,4-dium or a derivative thereof, and organic salt containing 1,4-dihydroxy-1,4-diazabicyclo[2.2.2]octane-1,4-dium or derivative(s) thereof; and more pref-

erably, the A component is selected from one, two or more of the 1,4-diazabicyclo[2.2.2]octane or the derivative thereof, the 1,4-diazabicyclo[2.2.2]octane 1-oxide or the derivative thereof, and the 1,4-diazabicyclo[2.2.2]octane 1,4-dioxide or the derivative thereof;

the B component contains a cation, and the cation is selected from one, two or more of alkali metal ions and NH_4^+ ; more preferably, the B component is selected from one, two or more of Na^+ , K^+ , Rb^+ and NH_4^+ ; preferably, the B component is at least one of ammonium salt, sodium salt, potassium salt, rubidium salt, cesium salt, ammonium alkali, sodium alkali, potassium alkali, rubidium alkali and cesium alkali;

the X component is at least one selected from a halogen-containing energetic acids and halogen-containing energetic salts, preferably, is one, two or more selected from halogen-containing energetic ligands ClO_4^- , BrO_4^- and IO_4^- , and more preferably ClO_4^- ;

preferably, the polar solvent is one, two or more selected from water, ethanol and methanol.

10. The use according to claim 1, characterized in that the energetic material is used as an explosive, a propellant, rocket fuel or a gas generant of safety air bags, and particularly used as an explosive.

* * * * *