

# Green Chemistry

Accepted Manuscript



This article can be cited before page numbers have been issued, to do this please use: X. liu, W. Gao, P. Sun, Z. Su, S. chen, Q. Wei, G. Xie and S. Gao, *Green Chem.*, 2014, DOI: 10.1039/C4GC02184C.



This is an *Accepted Manuscript*, which has been through the Royal Society of Chemistry peer review process and has been accepted for publication.

*Accepted Manuscripts* are published online shortly after acceptance, before technical editing, formatting and proof reading. Using this free service, authors can make their results available to the community, in citable form, before we publish the edited article. We will replace this *Accepted Manuscript* with the edited and formatted *Advance Article* as soon as it is available.

You can find more information about *Accepted Manuscripts* in the [Information for Authors](#).

Please note that technical editing may introduce minor changes to the text and/or graphics, which may alter content. The journal's standard [Terms & Conditions](#) and the [Ethical guidelines](#) still apply. In no event shall the Royal Society of Chemistry be held responsible for any errors or omissions in this *Accepted Manuscript* or any consequences arising from the use of any information it contains.

# Environmentally-friendly high-energy MOFs: crystal structure, thermostability, insensitivity and remarkable detonation performance

Xiangyu Liu,<sup>a, b #</sup> Wenjuan Gao,<sup>a #</sup> Panpan Sun,<sup>a</sup> Zhiyong Su,<sup>a</sup> Sanping Chen,<sup>\* a</sup> Qing Wei,<sup>a</sup> Gang Xie,<sup>a</sup> and Shengli Gao<sup>a</sup>

<sup>a</sup> Key Laboratory of Synthetic and Natural Functional Molecule Chemistry Ministry of Education, College of Chemistry and Materials Science Northwest University, Xi'an, Shaanxi 710069 (P. R. China)

<sup>b</sup> School of Chemistry and Chemical Engineering Ningxia University, Yinchuan 750021 (P. R. China)

<sup>#</sup> These authors have equal contribution to this work.

**\*Corresponding author**

**Prof. Sanping Chen**

**Tel.: +86-029-81535025**

**Fax: +86-029-81535025**

**E-mail: sanpingchen@126.com**

**Abstract:** It is an alternative method to prepare new-generation green high-energy-density materials with excellent performance on the basis of coordination chemistry strategy. In the present work, hydrothermal reaction of Cu(II)/Cu(I) with a rigidly nitrogen-rich ligand, 3-(1*H*-tetrazol-5-yl)-1*H*-triazole (H<sub>2</sub>tztr), lead to three high-energy metal-organic frameworks (MOFs), [Cu(Htztr)<sub>2</sub>(H<sub>2</sub>O)<sub>2</sub>]<sub>n</sub> (**1**), {[Cu(tztr)]·H<sub>2</sub>O}<sub>n</sub> (**2**) and [Cu(Htztr)]<sub>n</sub> (**3**). Referred to the coordination geometry configuration of Cu(II)/Cu(I) and flexible coordination fashion of the ligand, the energies of the complexes **1-3** are gradually improved when they are structurally transformed from **1** of a mononuclear structure to **2** of a 3D porous MOF incorporated with guest water molecules to **3** of well-isolated layer structure. The title complexes show outstanding thermostability ( $T_{\text{dec}} = 345$  °C for **1**, 325 °C for **2** and 355 °C for **3**) and low sensitivity confirmed by experimental and theoretical characterization. Noteworthy, complex **3** features superior detonation property in the known energetic MOFs.

**Keywords:** green high-energy-density materials · metal-organic frameworks · detonation characteristic · insensitivity

High energy density materials (HEDMs) encompassing all propellants, explosives and pyrotechnics have attracted intense research interest in the chemical sciences, with participating scientists including Klapötke,<sup>1-8</sup> Shreeve,<sup>9-16</sup> and so on.<sup>17-19</sup> Nowadays, environmental concerns have been pushing the development towards new-generation green energetic materials which not only perform good thermal stability, mechanical insensitivity and better performances to meet the conflicts of high energy and safety,<sup>20-25</sup> but also have environmentally-friendly synthesis and detonation processes to fulfill the issues of the growing environmental pollution.<sup>26</sup> As a consequence, it is an urgent and appealing subject for constructing energetic materials with excellent property and environmentally-friendly characteristic simultaneously. As potential energetic materials, MOF-based compounds exhibit high density and heat of detonation, of which the good mechanical strengths and complicated frameworks are conducive to improve the thermal stability and insensitivity,<sup>27-37</sup> while the energetic characteristics of MOFs are rarely explored. During the past two years, four 1D and 2D energetic MOFs with good detonation performance and heat of detonation have been reported by Hope-Weeks and co-workers.<sup>38,39</sup> As shown, these energetic MOFs are sensitive to impact that makes them infeasible practical use. In 2013,<sup>40</sup> two 3D energetic MOFs, [Cu(atrz)<sub>3</sub>(NO<sub>3</sub>)<sub>2</sub>]<sub>n</sub> (ATRZ-1) and [Ag(atrz)<sub>1.5</sub>(NO<sub>3</sub>)<sub>3</sub>]<sub>n</sub> (ATRZ-2) were synthesized with a flexible ligand, 4,4'-azo-1,2,4-triazole (atrz), exhibiting high density (1.68 and 2.16 g cm<sup>-3</sup>) and good thermostability (decomposition temperatures of 243 and 257 °C) due to their strong structural reinforcements and extensive coordination networks. More importantly, the two MOF-based energetic materials exhibit much lower sensitivity and higher heat of detonation than the conventional explosives<sup>41</sup> and the energetic MOFs reported previously.<sup>38,39</sup> Recently, we obtained two 2D energetic lead(II)-MOFs of which the insensitivity and thermal stability are prompted by the formations of structural framework.<sup>42</sup> Suffice it to say, compared with the traditional energetic materials and primary explosives, it is an advanced strategy to obtain high-performance HEDMs<sup>43-46</sup> on the basis of constructing energetic MOFs by using high-energy organic linkers to bridge non-toxic metal ions.

As is really known, pentacyclic nitrogen-rich heterocycles with potential N-coordination site are considered to be suitable candidates to construct energetic MOFs since their relatively small volume which reduces steric hindrance and increases the density,<sup>1</sup> and high heats of formation which depend on an enormous energy release of the average bond energies of N-N (160 kJ mol<sup>-1</sup>),

$\text{N}=\text{N}$  ( $418 \text{ kJ mol}^{-1}$ ), and  $\text{N}\equiv\text{N}$  ( $954 \text{ kJ mol}^{-1}$ ).<sup>47,48</sup> Significantly, the combustion products of nitrogen-rich heterocycles are halogen free, low smoking and friendly to environment.<sup>49,50</sup> As the integration of triazole and tetrazole, 3-(tetrazol-5-yl)triazole ( $\text{H}_2\text{tztr}$ ) with high nitrogen content ( $\text{N}\% = 71\%$ ) is quite a desirable ligand for assembling various energetic MOFs because of the unique advantages: i)  $\text{H}_2\text{tztr}$  with the decomposition temperature up to  $300 \text{ }^\circ\text{C}$  possesses rigid structural framework, which would improve the insensitivity and thermostability of the anticipated coordination compounds. ii)  $\text{H}_2\text{tztr}$  ligand forebode abundant coordination modes such as multidentate or bridging building block as shown in Scheme S1, offering the possibility for constructing unpredictable and fascinating MOFs. Moreover,  $\text{Cu(II)/Cu(I)}$  ions exhibit good coordination ability with N atoms in ligands,<sup>51,52</sup> and more importantly, are environmentally-friendly ions compared with the heavy metal ions such as lead or mercury.<sup>53,54</sup> To date, numerous copper-nitrogen MOFs have been synthesized and characterized in the literature.<sup>55</sup> Of particular interest is that copper-based MOFs with nitrogen-rich ligands would be used as green HEDMs to substitute for poisonous and polluting primary explosives like lead azide ( $\text{Pb}(\text{N}_3)_2$ )<sup>56-59</sup>, lead styphnate (2,4,6-trinitroresorcinato)<sup>60,61</sup> or mercury fulminate ( $\text{Hg}(\text{CNO})_2$ ).<sup>62-63</sup> Based on the consideration above, three green energetic MOFs,  $[\text{Cu}(\text{Htztr})_2(\text{H}_2\text{O})_2]_n$  (**1**),  $\{[\text{Cu}(\text{tztr})\cdot\text{H}_2\text{O}]_n$  (**2**) and  $[\text{Cu}(\text{Htztr})]_n$  (**3**), were obtained by hydrothermal method, which present mononuclear structure, 3D porous framework and 2D layer-like structure, respectively. Three energetic complexes display excellent thermostability, low sensitivity and environmental friendly. Especially, complex **3** possesses the record heat of detonation among the reported energetic MOFs.<sup>38-40</sup>

The ligand, 3-(1*H*-tetrazol-5-yl)-1*H*-triazole, was synthesized through the procedure developed by Sharpless and coworkers (see Supporting Information).<sup>64-67</sup> **1** and **2** were synthesized by one-step hydrothermal reaction of  $\text{CuCl}_2$  with  $\text{H}_2\text{tztr}$  in water while pH was adjusted to about 4.5 and 7.0 with ammonia solution, respectively. Blue flaky and green prism-shaped crystals were manually selected for X-ray structure determination. Referred to the coordination geometry configuration of  $\text{Cu(I)}$  and deprotonation degree of the ligand, complex **3** was obtained as colorless flaky crystal by one-step hydrothermal reaction of  $\text{CuCN}$  with  $\text{H}_2\text{tztr}$  in water while pH equals to 5.5 with ammonia solution.

Complex **1** crystallizes in triclinic space group  $P\bar{1}$  and exists as a mononuclear molecule. As shown in Figure 1, Cu(II) ion is hexa-coordinated by four nitrogen atoms and two oxygen atoms in a stretched octahedron of which the equatorial plan is defined by four nitrogen atoms (N1, N2, N1a and N2a) from two H<sub>2</sub>tztr ligands (Cu1-N1 = 2.003 Å, Cu1-N2 = 1.982 Å, Cu1-N1a = 2.003Å and Cu1-N2a = 1.982 Å) and the axial position is occupied by two oxygen atoms (O1 and O1a) from two coordination water molecules (Cu1-O1 = 2.583 Å and Cu1-O1a = 2.583Å). The average of N-Cu-N bond angles is in the range 81.14-98.86°. The mononuclear structure as described is further extended into a 3D superamolecular framework *via* hydrogen-bonding, from which O1 and N7 atoms act as two hydrogen-bonding donors, interacting with the acceptors of N4, N5, N6 and O1 atoms from the adjacent molecule, with 2.955 Å for O(1)-H(3)···N(4), 2.901 Å for O(1)-H(3)···N(5), 2.897 Å for O(1)-H(4)···N(6), 2.865 Å for N(7)-H(1)···O(1), 3.016 Å for N(7)-H(1)···N(4) (Figure S4). The ligand H<sub>2</sub>tztr adopts the bidentate chelating modes in **1** (Mode I in Scheme S1).

**Figure 1.**

Complex **2** crystallizes in the monoclinic  $P2(1)/n$  space group with a 3D porous metal-organic framework. The asymmetry unit is made up of one Cu(II) ion, one H<sub>2</sub>tztr ligand and one free water (Figure S5a). The Cu(II) ion is penta-coordinated by five nitrogen atoms from four H<sub>2</sub>tztr ligands (Cu-N = 1.987-2.222 Å and  $\angle$ N-Cu-N = 80.64-164.64°) in a distorted square pyramid. The basal plane is formed by one Cu(II) ion in the center and four nitrogen atoms in four vertexes, while the apical position is occupied by one nitrogen atom. As shown in Figure S5b, the N1, N2 atoms in H<sub>2</sub>tztr ligand adopt chelating modes to connect to one Cu(II) ion, while the N3, N4, N5 atoms adopt monodentate bridging modes to link with three Cu(II) ions, respectively (Mode V in Scheme S1). The porous 3D structural framework is obtained by the combination between Cu(II) ions and H<sub>2</sub>tztr ligands, of which pores are filled with lattice water molecules (Figure 2).

**Figure 2.**

Complex **3** crystallizes in the monoclinic space group  $P2(1)/n$ , in which only one crystallographically independent copper atom is found (Figure 3a). The Cu(I) ion exhibits a distorted tetrahedral configuration, which is coordinated by four nitrogen atoms [Cu(1)-N(1a) = 2.078 Å, Cu(1)-N(2b) = 2.025 Å, Cu(1)-N(3c) = 2.005 Å and Cu(1)-N(5) = 2.101 Å] from four different H<sub>2</sub>tztr ligands. Among the common coordination geometries of Cu(I) ion, the tetrahedral geometry is most stable.<sup>68</sup> The N-Cu-N bond angles fall into the range of 99.895 to 115.290°. As shown in Figure 3b, the N1, N2, N3, N5 atoms in H<sub>2</sub>tztr ligand adopt monodentate bridging modes to connect to four Cu(I) ions, respectively (Mode IV). In this way, the 2D layer-like structure is constructed by the interlinkage between Cu(I) ions and H<sub>2</sub>tztr ligands. The adjacent layers are correlated by hydrogen-bonding (N(6)-H(6A)···N(7) = 2.831 Å), yielding a stable 3D supramolecular network (Figure 3c).

**Figure 3.**

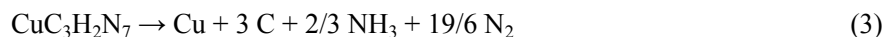
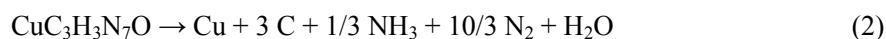
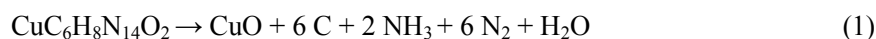
The phase purity of the bulk materials are confirmed by X-ray powder diffraction (XRPD) (Figure S1-S3). The densities are identified as 1.892 g·cm<sup>-3</sup> for **1**, 2.316 g·cm<sup>-3</sup> for **2** and 2.435 g·cm<sup>-3</sup> for **3** on the basis of experimental method by using Automatic Density Analyzer. Compared with the known energetic MOFs,<sup>38-40</sup> the nitrogen contents of three title complexes (52.72% for **1**, 45.23% for **2**, 49.08% for **3**) only slightly lower than ATRZ-**1** (53.35%).<sup>40</sup>

The thermostabilities of **1-3** were investigated using thermogravimetric analysis. As shown in Figure 4, the decomposition temperatures of main frameworks in complexes **1-3** were measured to be 345 °C, 325 °C and 355 °C, respectively, which are higher than HMX (287 °C), one of the most energetic materials commonly employed,<sup>69,70</sup> and those of known energetic MOFs.<sup>38-40</sup> The abrupt curves of weight loss demonstrate the rapid release of energy, before that, **1** and **2** undergo continuous dehydration processes. Moreover, the thermal behaviors of three complexes were investigated by differential scanning calorimetric test (see the Supporting Information).

**Figure 4.**

The drastic processes of decomposition demonstrate the potential detonation properties of three complexes, it is necessary to estimate the heat of detonation ( $\Delta H_{\text{det}}$ ) of **1-3**, and compared with the values of energetic MOFs and classical energetic materials. We selected the identical method for  $(\text{Co}(\text{NH}_2\text{NH}_2)_5(\text{ClO}_4)_2)_n$  (CHP) and  $(\text{Ni}(\text{NH}_2\text{NH}_2)_5(\text{ClO}_4)_2)_n$  (NHP) reported in Ref. 38. Density functional theory (DFT) was used to calculate the energy of detonation ( $\Delta E_{\text{det}}$ ) (Table S4), from which  $\Delta H_{\text{det}}$  was estimated by using a linear correlation equation developed from known  $\Delta H_{\text{det}}$  data of eleven common high explosives.

For three complexes, water, nitrogen, carbon, and ammonia were identified as the decomposition products of the organic component of the frameworks by using thermogravimetry-infrared (TG-IR) coupled technology, and the formations of copper oxide or elementary copper were supposed to attribute to the insufficiency of oxygen. All nonmetal-containing products, including water, are treated as a gas. The detonation reactions considered for three complexes are described by Equations (1), (2) and (3):



The heat of detonation ( $\Delta H_{\text{det}}$ ) of **1-3** are calculated as 2.1281, 1.3220 and 3.9582 kcal·g<sup>-1</sup>, respectively. To the best of our knowledge, the  $\Delta H_{\text{det}}$  value of **3** is unprecedentedly superior than the reported energetic MOFs, and much higher than those of hexanitrohexaa-zaisowutzitane (CL-20; about 1.5 kcal·g<sup>-1</sup>)<sup>71</sup> and octanitrocubane (ONC; about 1.8 kcal·g<sup>-1</sup>),<sup>72</sup> the most intense organic explosives known (Figure 5). The brilliant  $\Delta H_{\text{det}}$  of **3** probably attributes to the high nitrogen contents and the rigid structural framework, while the relatively low values of **1** and **2** are affected by lattice water.

#### Figure 5.

To study the detonation characteristics, the detonation velocity ( $D$ ) and detonation pressure ( $P$ ) of three complexes were calculated by Kamlet-Jacobos<sup>73</sup> equations which were usually applied to the energetic MOFs reported previously (see the Supporting Information). The comparison of physicochemical properties between some energetic materials and three complexes are listed in



Table 1. The  $D$  and  $P$  of complex **3** are calculated to be  $10.40 \text{ km}\cdot\text{s}^{-1}$  and  $56.48 \text{ GPa}$ , which have an absolutely advantage over the known energetic MOFs including ATRZ-1. For **1** and **2**, the continuously dehydration process with the collapse of main frameworks show that water molecules largely influence on the detonation properties, owing to the emergence of vast vapor pressure.

For safety testing, the impact, friction and electrostatic sensitivities of three complexes were investigated (see the Supporting Information). The collected data are summarized in Table 1. The impact sensitivities of **1-3** are of  $40 \text{ J}$ ,  $40 \text{ J}$  and  $32 \text{ J}$ , respectively, whereas the impact sensitivity for TNT is  $15 \text{ J}$  under the same test condition. Evidently, the impact sensitivities of **1-3** are lower than that of TNT and the known energetic MOFs such as ATRZ-1 ( $IS = 22.5\text{J}$ ). No friction sensitivities are observed up to  $36 \text{ kg}$  ( $360 \text{ N}$ ) for the complexes. In addition, three complexes are most likely to be less sensitive to electrostatic discharge than both HMX and TNT. Compared with the energetic MOFs reported previously, the complexes **1-3** are insensitive to the external stimulus. It is probable that the tight integration between the rigid ligands and metal ions would generate stable and insensitive structural framework. Additionally, water molecules occur in complexes **1** and **2**, resulting in low sensitivity.

Non-isothermal kinetics analyses of three complexes were determined by differential scanning calorimetric tests. As shown in Table S5, the apparent activation energies  $E_k$  and  $E_o$ , pre-exponential factor  $A$ , linear correlation coefficients  $R_k$  and  $R_o$  for three complexes were calculated by Kissinger's method<sup>77</sup> and Ozawa–Doyle's method.<sup>78,79</sup> The  $E_a$  values derived from the averages of the  $E_k$  and  $E_o$  are calculated as  $194.22 \text{ kJ}\cdot\text{mol}^{-1}$ ,  $202.52 \text{ kJ}\cdot\text{mol}^{-1}$ ,  $246.28 \text{ kJ}\cdot\text{mol}^{-1}$  for **1-3**, which reveal that three complexes show thermo-kinetically inert.

#### Table 1

In conclusion, three environmentally-friendly energetic MOFs have been synthesized based on the  $\text{H}_2\text{tztr}$  ligand with rigid structure and high nitrogen content. The structural characterizations of complexes **1-3** have been carried out using elemental analysis, FT-IR spectrum, thermal analysis, and single-crystal X-ray diffraction. **1** exhibits a mononuclear structure, **2** adopts a 3D porous framework with the guest water molecules, while **3** performs 2D layer-like structure. As

high-performance HEDMs, the title complexes exhibit excellent physicochemical properties, such as high thermostabilities, low sensitivities. Specifically, complex **3** provides the unprecedented thermostability and heat of detonation. The finding examples the potential application and advances the integrated performance of the MOF-based HEDMs.

### Acknowledgements

We gratefully acknowledge the financial support from the National Natural Science Foundation of China (Grant Nos. 21373162, 21463020, 21127004, 21173168 and 21203149), and the Nature Science Foundation of Shaanxi Province (Grant Nos. 11JS110, FF10091 and SJ08B09).

### Appendix A. Supplementary data

The CIF files give crystallographic data for compounds. Figs. S1-S6 and Tables S1-S5. CCDC 1000293, 1000294 and 1000295.

### References

- 1 T. M. Klapötke and G. Holl, *Green Chem.* 2001, **3**, G75.
- 2 T. M. Klapötke, F. A. Martin and J. Stierstorfer, *Chem. Eur. J.* 2012, **18**, 1487-1501.
- 3 T. M. Klapötke, D. G. Piercey and J. Stierstorfer, *Chem. Eur. J.* 2011, **17**, 13068-13077.
- 4 T. M. Klapötke, F. A. Martin and J. Stierstorfer, *Angew. Chem., Int. Ed.* 2011, **50**, 4227-4229.
- 5 T. M. Klapötke and D. G. Piercey, *Inorg. Chem.* 2011, **50**, 2732-2734.
- 6 N. Fischer, D. Izsák, T. M. Klapötke, S. Rappenglück and J. Stierstorfer, *Chem. Eur. J.* 2012, **18**, 4051-4062.
- 7 M. A. Kettner and T. M. Klapötke, *Chem. Commun.* 2014, **50**, 2268-2270.
- 8 D. Fischer, T. M. Klapötke and J. Stierstorfer, *Angew. Chem., Int. Ed.* 2014, **53**, 8172-8175.
- 9 H. Gao and J. M. Shreeve, *Chem. Rev.* 2011, **111**, 7377-7436.
- 10 R. Wang, Y. Guo, R. Sa and J. M. Shreeve, *Chem. Eur. J.* 2010, **16**, 8522-8529.
- 11 Y. H. Joo and J. M. Shreeve, *Angew. Chem., Int. Ed.* 2010, **49**, 7320.
- 12 P. Yin, J. Zhang, C. He, D. A. Parrish and J. M. Shreeve, *J. Mater. Chem. A* 2014, **2**, 3200-3208.
- 13 L. He, G. H. Tao, D. A. Parrish and J. M. Shreeve, *Chem. Commun.* 2013, **49**, 10329-10331.
- 14 Q. H. Zhang and J. M. Shreeve, *Angew. Chem. Int. Ed.* 2014, **53**, 2540-2542.
- 15 G. H. Tao, B. Twamley and J. M. Shreeve, *Inorg. Chem.* 2009, **48**, 9918-9923.
- 16 G. H. Tao, D. A. Parrish and J. M. Shreeve, *Inorg. Chem.* 2012, **51**, 5305-5312.
- 17 Y. C. Li, C. Qi, S. H. Li, H. J. Zhang, C. H. Sun, Y. Z. Yu and S. P. Pang, *J. Am. Chem. Soc.* 2010, **132**, 12172-12173.
- 18 C. Qi, S. H. Li, Y. C. Li, Y. Wang, X. K. Chen and S. P. Pang, *J. Mater. Chem.* 2011, **21**, 3221-3225.

- 19 R. Deblitz, C. G. Hrib, S. Blaurock, P. G. Jones, G. Plenikowski, and F. T. Edelmann, *Inorg. Chem. Front.* 2014, **1**, 621–640. View Article Online  
DOI: 10.1039/C4GC02184C
- 20 E. van der Heijden, R. H. Bouma and A. C. van der Steen, *Propellants, Explos., Pyrotech.* 2004, **29**, 304-313.
- 21 A. Zhurova, V. V. Zhurov and A. A. Pinkerton, *J. Am. Chem. Soc.* 2007, **129**, 13887-13893.
- 22 W. Millar, S. P. Philbin, R. P. Claridge and J. Hamid, *Propellants, Explos., Pyrotech.* 2004, **29**, 81-92.
- 23 X.Y. Liu, Z. Y. Su, W. X. Ji, S. P. Chen, Q. Wei, G. Xie, X. W. Yang and S. L. Gao, *J. Phys. Chem. C.* 2014, **118**, 23487–23498.
- 24 Kröber and U. Teipel, *Propellants, Explos., Pyrotech.* 2008, **33**, 33-36.
- 25 E. van der Heijden and R. H. Bouma, *Cryst. Growth Des.* 2004, **4**, 999-1007.
- 26 A. K. Sikder, S. Pawar and N. Sikder, *J. Hazard. Mater.* 2002, **90**, 221–227.
- 27 S. Kitagawa, R. Kitaura and S. Noro, *Angew. Chem. Int. Ed.* 2004, **43**, 2334-2375.
- 28 J. C. Gálvez-Ruiz, G. Holl, K. Karaghiosoff, T. M. Klapötke, K. Löhnwitz, P. Mayer, H. Nöth, K. Polborn, C. J. Rohbogner, M. Suter and J. J. Weigand, *Inorg. Chem.* 2005, **44**, 4237-4253.
- 29 T. M. Klapötke and C. M. Sabaté, *Chem. Mater.* 2008, **20**, 1750-1763.
- 30 T. M. Klapötke, P. Mayer, C. MiróSabaté, J. M. Welch and N. Wiegand, *Inorg. Chem.* 2008, **47**, 6014-6027.
- 31 P. Li, Xue, X. H. Chang, L. F. Ma and L. Y. Wang, *RSC Adv.* 2014, DOI: 10.1039/C4RA10331A.
- 32 R. Wang, Y. Guo, Z. Zeng, B. Twamley and J. M. Shreeve, *Chem. Eur. J.* 2009, **15**, 2625-2634.
- 33 T. M. Klapötke, C. Miró Sabaté, A. Penger, M. Rusan and J. M. Welch, *Eur. J. Inorg. Chem.* 2009, **7**, 880-896.
- 34 R. Wang, H. Xu, Y. Guo, R. Sa and J. M. Shreeve, *J. Am. Chem. Soc.* 2010, **132**, 11904-11905.
- 35 S. Huber, D. Izsak, K. Karaghiosoff, T. M. Klapötke and S. Reuter, *Propellants, Explos., Pyrotech.* **2010**, **35**, 1-9.
- 36 H. X. Gao and J. M. Shreeve, *Chem. Rev.* 2011, **111**, 7377-7436.
- 37 D. Srinivas, V. D. Ghule and K. Muralidharan, *RSC Adv.* 2014, **4**, 7401-7405.
- 38 O. S. Bushuyev, P. Brown, A. Maiti, R. H. Gee, G. R. Peterson, B. L. Weeks and L. J. Hope-Weeks, *J. Am. Chem. Soc.* 2012, **134**, 1422-1425.
- 39 O. S. Bushuyev, G. R. Peterson, P. Brown, A. Maiti, R. H. Gee, B. L. Weeks and L. J. Hope-Weeks, *Chem. Eur. J.* 2013, **19**, 1706-1711.
- 40 S. Li, Y. Wang, C. Qi, X. Zhao, J. Zhang, S. Zhang and S. Pang, *Angew. Chem.* 2013, **125**, 14281-14285; *Angew. Chem., Int. Ed.* 2013, **52**, 14031-14035.
- 41 T. M. Klapötke and C. M. Sabaté, *Chem. Mater.* 2008, **20**, 3629-3637.
- 42 W. J. Gao, X. Y. Liu, Z. Y. Su, S. Zhang, Q. Yang, Q. Wei, S. P. Chen, G. Xie, X. Y. Yang and S. L. Gao, *J. Mater. Chem. A.* 2014, **2**, 11958-11965.
- 43 J. Cui, Y. Zhang and F. Zhao, *Progress in Natural Science.* 2009, **19**, 41-45.
- 44 X. Wang, A. Tian and N. B. Wong, *Chem. Phys. Lett.* 2001, **338**, 367-374.
- 45 C. Cao and S. Gao, *J. Phys. Chem. B.* 2007, **111**, 12399-12402.
- 46 X. Y. Liu, Q. Yang, Z. Y. Su, S. P. Chen, G. Xie, Q. Wei and S. L. Gao, *RSC Adv.* 2014, **4**, 16087-16093.
- 47 D. E. Chavez and M. A. Hiskey, *J. Energ. Mater.* 1999, **17**, 357–377.

- 48 M. B. Talawar, R. Sivabalan, T. Mukundan, H. Muthurajan, A. K. Sikder, B. R. Gandhe and A. S. Rao, *Hazard. Mater.* 2009, **161**, 589–607.
- 49 I. E. Drukenmüller, T. M. Klapötke, Y. Morgenstern, M. Rusan and J. Stierstorfer, *Z. Anorg. Allg. Chem.* 2014, **640**, 2139-2148.
- 50 M. Rahm, and T. Brinck, *Chem. Eur. J.* 2010, **16**, 6590-6600.
- 51 B. Schulze and U. S. Schubert, *Chem. Soc. Rev.* 2014, **43**, 2522-2571.
- 52 B. M. Paterson and P. S. Donnelly, *Chem. Soc. Rev.* 2011, **40**, 3005-3018.
- 53 J. Köhler and J. Meyer, *Explosivstoffe*, 9th ed, Wiley-VCH, D-Weinheim, 1998, 174.
- 54 K. Karaghiosoff, T. M. Klapötke, A. N. Michailovski, H. Nöth, M. Suter and G. Holl, *Propellants Explos. Pyrotech.* 2003, **28**, 1-6.
- 55 R. P. Singh, R. D. Verma, D. T. Meshri and J. M. Shreeve, *Angew. Chem., Int. Ed.* 2006, **45**, 3584–3601.
- 56 P. Gray and T. C. Waddington, *Nature.* 1955, **176**, 653-653.
- 57 B. Reitzner and R.P. Manno, *Nature.* 1963, **4884**, 991-991.
- 58 G. L. Glen, *J. Am. Chem. Soc.* 1963, **85**, 3892-3894.
- 59 J. Köhler and R. Meyer, *Explosivstoffe*, 9th ed., Wiley–VCH, Weilheim, 1998.
- 60 J. R. Payne, *Thermochim. Acta.* 1994, **242**, 13-21.
- 61 F. C. Tompkins and D. A. Young, *J. Chem. Soc.* 1956, 3331-3332.
- 62 L. Wohler and A. Berthmann, *Angew. Chem.* 1930, **43**, 59-63.
- 63 M. E. Brown and G. M. Swallowe, *Thermochim. Acta.* 1981, **49**, 333-349.
- 64 Z. P. Demko and K. B. Sharpless, *J. Org. Chem.* 2001, **66**, 7945-7950.
- 65 L. Liang, H. Huang, K. Wang, C. Bian, J. Song, L. Ling, F. Zhao and Z. Zhou, *J. Mater. Chem.* 2012, **22**, 21954-21964.
- 66 H. Huang, Z. Zhou, L. Liang, J. Song, K. Wang, D. Cao, C. Bian, W. Sun and M. Xue, *Z. Anorg. Allg. Chem.* 2012, **638**, 392-400.
- 67 T. Hiroaki and T. Toshiyuki, *PCT Int. Appl.* 2007, WO 2007013323.
- 68 W. Y. Sun, *J. Coord. Chem.* Kluwer Academic Publishers. 2004, 26-30.
- 69 R. Mayer, J. Kçhler and A. Homburg, *Explosive.* Wiley-VCH, Weinheim. 2002, **5**.
- 70 V. Thottempudi, H. Gao and J. M. Shreeve, *J. Am. Chem. Soc.* 2011, **133**, 6464-6470.
- 71 J. P. Agrawal, *High Energy Materials: Propellants Explos. Pyrotech.* Wiley-VCH, Weinheim, 2010.
- 72 A. M. Astakhov, R. S. Stepanov and A. Y. Babushkin, *Combust. Explos. Shock Waves.* (Engl. Transl.), 1998, **34**, 85-87.
- 73 M. J. Kamlet and S. Jacobs, *J. Chem. Phys.* 2003, **48**, 23-35.
- 74 Y. Wang, L. Gong, Y. B. Li and Z. X. Wei, *Chin. J. Chem. Eng.* 2010, **18**, 397-401.
- 75 S. Zeman, V. Pelikán and J. Majzlik, *Cent. Eur. J. Energ. Mater.* 2006, **3**, 45-51.
- 76 D. Skinner, D. Olson and A. Block-Bolten, *Propellants Explos. Pyrotech.* 1997, **23**, 34-42.
- 77 H. E. Kissinger, Reaction kinetics in differential thermal analysis, *Anal. Chem.* 1957, **29**, 1702-1706.
- 78 T. Ozawa, A new method of analyzing thermogravimetric data, *Bull. Chem. Soc. Jpn.* 1965, **38**, 1881-1886.
- 79 C. D. Doyle, Kinetic analysis of thermogravimetric data, *J. Appl. Polym. Sci.* 1961, **5**, 285-292.

**Figure Captions:**View Article Online  
DOI: 10.1039/C4GC02184C

**Figure 1.** Coordination environment of Cu(II) ions in **1**. (Hydrogen atoms are omitted for clarity)

**Figure 2.** 3D porous structure of **2**. (Hydrogen atoms are omitted for clarity)

**Figure 3.** (a) Coordination environment of Cu(I) ions, (b) coordination model of ligand, and (c) 3D supramolecular network formed by several 2D layers in **3**. (Hydrogen atoms are omitted for clarity)

**Figure 4.** TG curves of **1**, **2** and **3**.

**Figure 5.** Bar chart representation of the literature  $\Delta H_{\text{det}}$  values for the common explosive materials, including CL-20 and ONC. Previously reported values for energetic MOFs  $((\text{Zn}_2(\text{N}_2\text{H}_4)_3(\text{N}_2\text{H}_3\text{CO}_2)_2)(\text{ClO}_4)_2 \cdot \text{H}_2\text{O})_n$  (ZnHHP),  $((\text{Co}_2(\text{N}_2\text{H}_4)_4(\text{N}_2\text{H}_3\text{CO}_2)_2)(\text{ClO}_4)_2 \cdot \text{H}_2\text{O})_n$  (CHHP), CHP, NHP, ATRZ-1, and ATRZ-2), along with the predicted  $\Delta H_{\text{det}}$  value for **1**, **2** and **3** are also shown.

**Table 1:** Physicochemical properties of **1-3** and some energetic materials.

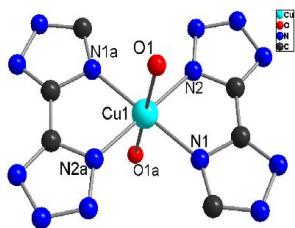


Figure 1.

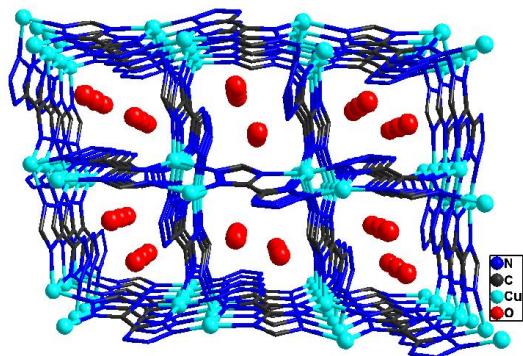


Figure 2.

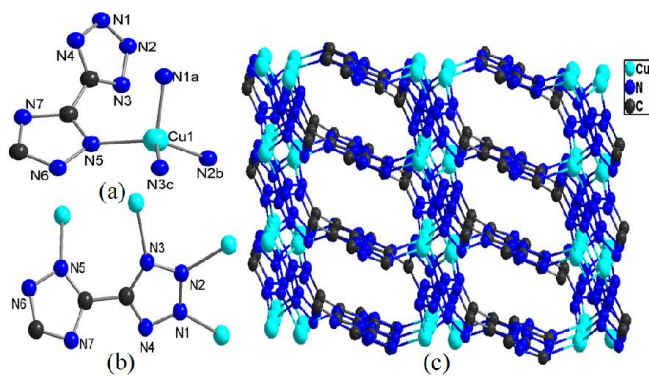


Figure 3.

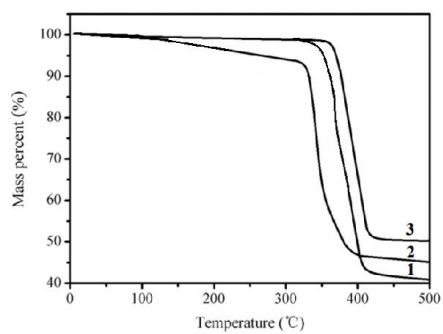


Figure 4.

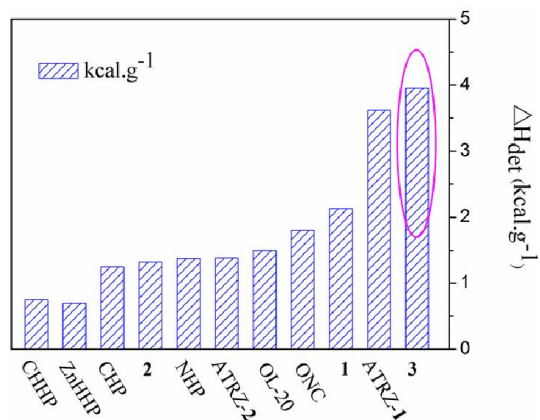


Figure 5.

Table 1

| Compound             | $\rho$ (g·cm <sup>-3</sup> ) <sup>[a]</sup> | N (%) <sup>[b]</sup> | $\Omega$ (%) <sup>[c]</sup> | $T_{dec}$<br>(°C) <sup>[d]</sup> | $D$<br>(km·s <sup>-1</sup> ) <sup>[e]</sup> | $P$<br>(GPa) <sup>[f]</sup> | IS<br>(J) <sup>[g]</sup> | FS<br>(N) <sup>[h]</sup> | ESD (J) <sup>[i]</sup> |
|----------------------|---|----------------------|-----------------------------|----------------------------------|---|-----------------------------|--------------------------|--------------------------|------------------------|
| <b>1</b>             | 1.892 (1.885) <sup>[j]</sup>                | 52.72                | -60.24                      | 345                              | 8.18  | 30.57                       | >40                      | >360                     | >24.75                 |
| <b>2</b>             | 2.316 (2.308) <sup>[j]</sup>                | 45.23                | -48.00                      | 325                              | 7.92  | 31.99                       | >40                      | >360                     | >24.75                 |
| <b>3</b>             | 2.435 (2.419) <sup>[j]</sup>                | 49.08                | -56.09                      | 355                              | 10.40                                       | 56.48                       | 32                       | >360                     | >24.75                 |
| HMX <sup>38,74</sup> | 1.950                                       | 37.80                | -21.60                      | 287                              | 8.900                                       | 38.39                       | 7.4                      | -                        | 0.2                    |
| RDX <sup>38</sup>    | 1.806                                       | 37.80                | -21.60                      | 210                              | 8.600                                       | 33.92                       | 7.5                      | 120                      | 0.15 <sup>75,76</sup>  |
| TNT <sup>38</sup>    | 1.654                                       | 18.50                | -74.00                      | 244                              | 7.178                                       | 20.50                       | 15                       | 353                      | 0.57 <sup>75,76</sup>  |
| ATRZ-1 <sup>40</sup> | 1.680                                       | 53.35                | -58.83                      | 243                              | 9.160                                       | 35.68                       | 22.5                     | -                        | 24.75                  |
| ATRZ-2 <sup>40</sup> | 2.16  | 43.76                | -49.99                      | 257                              | 7.773                                       | 29.70                       | 30                       | -                        | >24.75                 |
| CHP <sup>38</sup>    | 1.948                                       | 14.71                | -11.48                      | 194                              | 8.225                                       | 31.73                       | 0.5                      | -                        | -                      |
| NHP <sup>38</sup>    | 1.983                                       | 33.49                | -11.48                      | 220                              | 9.184                                       | 39.69                       | -                        | -                        | -                      |
| CHHP <sup>39</sup>   | 2.000                                       | 23.58                | -13.05                      | 231                              | 6.205                                       | 17.96                       | 0.8                      | -                        | -                      |
| ZnHHP <sup>39</sup>  | 2.117                                       | 23.61                | -49.99                      | 293                              | 7.016                                       | 23.58                       | -                        | -                        | -                      |

<sup>a</sup> From X-ray diffraction. <sup>b</sup> Nitrogen content. <sup>c</sup> Oxygen balance. <sup>d</sup> Decomposition temperature. <sup>e</sup> Detonation velocity. <sup>f</sup> Detonation pressure. <sup>g</sup> Impact sensitivity. <sup>h</sup> Friction sensitivity. <sup>i</sup> Electrostatic sensitivity. <sup>j</sup> Density measured by gas pycnometer (25 °C).

## Graphical abstract

## Synopsis

- Three environmentally-friendly MOF-based HEDMs with high-nitrogen ligand present superior detonation property, thermostability and insensitivity.

## Graphic

